

PRODUCT NAME:
FREESTYLE SHAUN WHITE PRO

GENDER:
NEUTRAL

SHAUN'S MOST VERSATILE BOARD
CRAFTED FOR EFFORTLESS PRECISION.

AVAILABLE SIZES:

130 136 146 150 154 156 158 158W 162W


**DIMENSIONS AVAILABLE IN INDEX

PRODUCT DETAILS:

Core:
Poplar + Paulownia

Shape:
Directional Twin

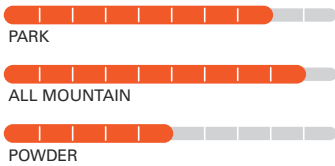
Board Profile:
Camber



Fiberglass (Top): 45° Tri-Axial UDW Fiberglass
Fiberglass (Bottom): C4X Carbon Fiberglass
Base: Sintered
Sidewall: Thermoplastic ABS

Extras: Plant Based Bio-Resin, Water Based Ink, Gloss / Matte Finish, Custom SW Factory Tune

TERRAIN



FLEX



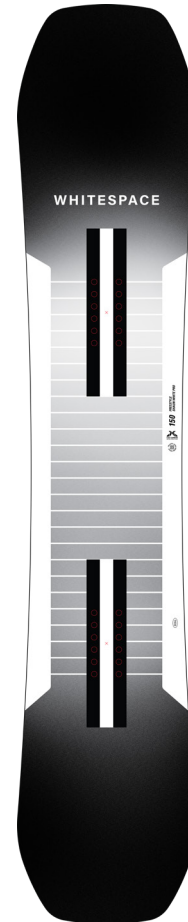
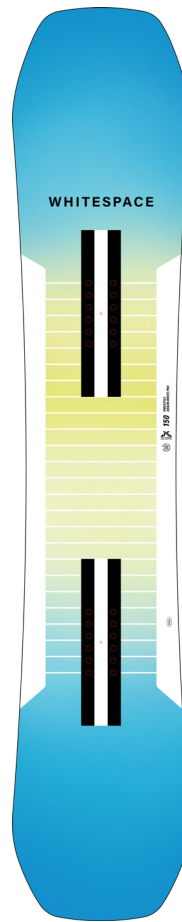
PERSONALITY



25PRA

25PRB

BASE GRAPHIC



WHAT YOU NEED TO KNOW

PROFILE DETAILS

Designed and tested by Shaun, the SW Freestyle Pro is built to meet the specs of the most dominate competitive snowboarder in the world.

Custom Camber

Shaun optimized his camber to harmonize with the running length and sidecut to deliver more velocity out of turns and greater responsiveness at any speed.

Reduced Running Length

Just like smaller width tires are faster than wider ones - we reduced the running length to make this board even faster.

Increased Nose and Tail Length

More nose and tail to provide more stability and control in landings.

TECH DETAILS



45° Tri-Axial UDW Fiberglass

To maximize snap and consistent flex we used a 45° tri-axial ultra-dense weave (UDW) fiberglass topsheet.



Carbon C4X Fiberglass

Shaun has perfected his signature topsheet profile. To deliver a seamless ride at high speeds and trusted edge control when you need it the most, we've inserted 4 carbon i-beams into our 45° Tri-Axial UDW fiberglass topsheet.

Upgraded Paulownia and Poplar Core

We upgraded our core profile by reducing the overall weight and improving our camber for a dynamic and responsive ride.

Thermoplastic ABS Sidewalls

Increased dampening support and high impact resistance all from a material that is recyclable.

Water Based Inks

Looking towards the future we invested in water based inks to reduce pollutants in the development of our boards.



Sintered Base

For when fast isn't fast enough. We've altered the molecular weight of our standard sintered base to enhance wax absorption and durability.

Plant Based Bio Resin

An upgraded resin enhances performance while being sourced from plant based materials.

PRODUCT NAME:
FREESTYLE SHAUN WHITE YOUTH

GENDER:
NEUTRAL

25KD

BASE GRAPHIC

DESIGNED TO BE A STEPPING STONE TO GREATNESS.

AVAILABLE SIZES:

110 120

**DIMENSIONS AVAILABLE IN INDEX

PRODUCT DETAILS:

Core:
Poplar + Paulownia

Shape:
Rounded Twin

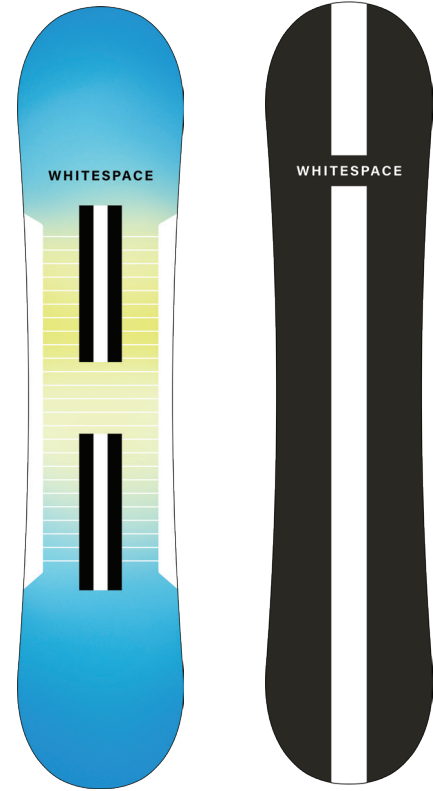


Board Profile:
Camber

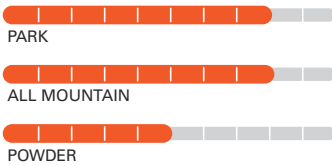


Fiberglass (Top): 30° Tri-Axial UDW Fiberglass
Fiberglass (Bottom): 30° Tri-Axial UDW Fiberglass
Base: Sintered
Sidewall: Thermoplastic ABS

Extras: Plant Based Bio-Resin, Water Based Ink, Matte Finish, Custom SW Factory Tune



TERRAIN



FLEX



PERSONALITY



WHAT YOU NEED TO KNOW

PROFILE DETAILS

Responsive design, forgiving flex, and the same graphic package as the Shaun White Pro- this is definitely not a kids board.

Standard Camber

Even through the riders are small, we didn't hold back on providing a camber board responsive enough to handle any conditions.

Rounded Nose and Tail

A softer nose and tail profile allow for a more forgiving shape for those learning their craft.

TECH DETAILS



30° Tri-Axial UDW Fiberglass
For a soft and snappy feel underfoot we used a 30° tri-axial ultra-dense weave (UDW) fiberglass topsheet.



Sintered Base
For when fast isn't fast enough. We've altered the molecular weight of our standard sintered base to enhance wax absorption and durability.

Upgraded Paulownia and Poplar Core
We upgraded our core profile by reducing the overall weight and improving our camber for a dynamic and responsive ride.

Thermoplastic ABS Sidewalls
Increased dampening support and high impact resistance all from a material that is recyclable.

Water Based Inks
Looking towards the future we invested in water based inks to reduce pollutants in the development of our boards.

Plant Based Bio Resin
An upgraded resin enhances performance while being sourced from plant based materials.

SNOWBOARDS

PRODUCT NAME:
AMF PARK TWIN

GENDER:
NEUTRAL

25PKA

25PKB

25PKC

BASE GRAPHIC

SHAUN'S MOST VERSATILE BOARD
CRAFTED FOR EFFORTLESS PRECISION.

AVAILABLE SIZES:

- 135
- 140
- 144
- 148
- 152
- 152W
- 155
- 155W
- 158


**DIMENSIONS AVAILABLE IN INDEX

PRODUCT DETAILS:

Core:
Poplar + Paulownia

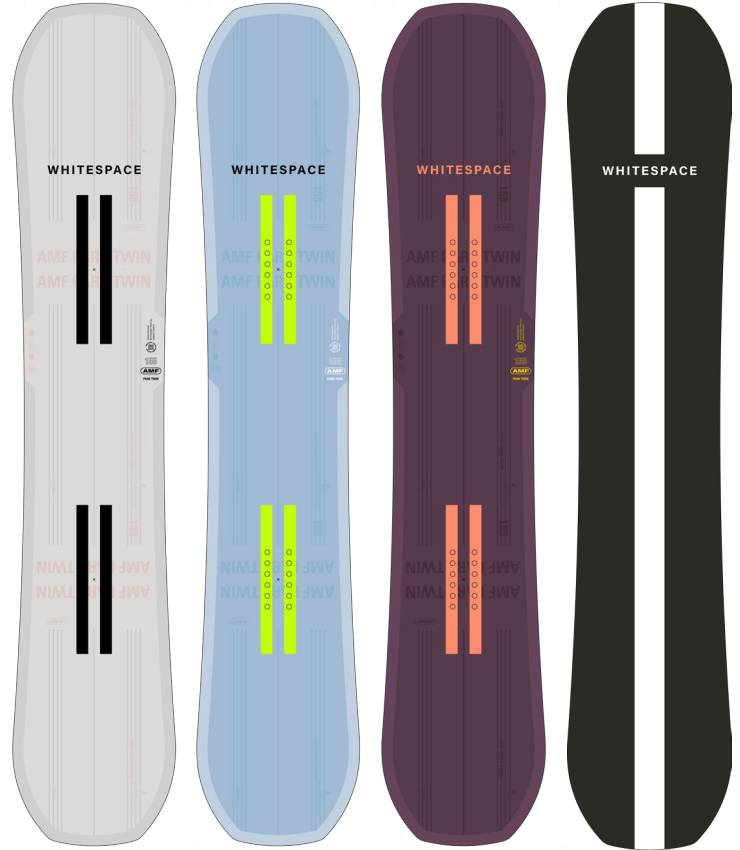
Shape:
Progressive Twin

Board Profile:
Hybrid Camber

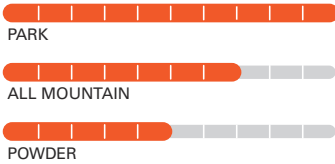


Fiberglass (Top): 30° Tri-Axial UDW Fiberglass
 Fiberglass (Bottom): 30° Tri-Axial UDW Fiberglass
 Base: Sintered
 Sidewall: Thermoplastic ABS

Extras: Plant Based Bio-Resin, Water Based Ink, Matte Finish, Custom SW Factory Tune



TERRAIN



FLEX



PERSONALITY



WHAT YOU NEED TO KNOW

PROFILE DETAILS

A bit wider for added stability and volume, more nose and tail to add more control during landings, and a reduction in running length to improve speed- what you get is a buttery smooth board with ample pop and control.

Hybrid Camber

A blended profile of camber and flat inserts located just behind the bindings delivers more pop from our profile and an overall playful ride.

Increased Nose and Tail Length

More nose and tail to provide more stability and control in landings.

TECH DETAILS



30° Tri-Axial UDW Fiberglass
 For a soft and snappy feel underfoot we used a 30° tri-axial ultra-dense weave (UDW) fiberglass topsheet.

Upgraded Paulownia and Poplar Core
 We upgraded our core profile by reducing the overall weight and improving our camber for a dynamic and responsive ride.

Thermoplastic ABS Sidewalls
 Increased dampening support and high impact resistance all from a material that is recyclable.

Water Based Inks
 Looking towards the future we invested in water based inks to reduce pollutants in the development of our boards.



Sintered Base
 For when fast isn't fast enough. We've altered the molecular weight of our standard sintered base to enhance wax absorption and durability.

Plant Based Bio Resin
 An upgraded resin enhances performance while being sourced from plant based materials.

PRODUCT NAME:
WOMENS FREESTYLE PRO

GENDER:
WOMENS

25WMA

25WMB

BASE GRAPHIC

A BOARD BUILT TO DOMINATE THE ENTIRE MOUNTAIN.

AVAILABLE SIZES:

142 146 149


**DIMENSIONS AVAILABLE IN INDEX

PRODUCT DETAILS:

Core:
Poplar + Paulownia


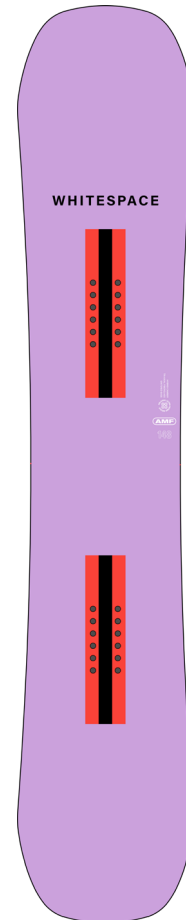
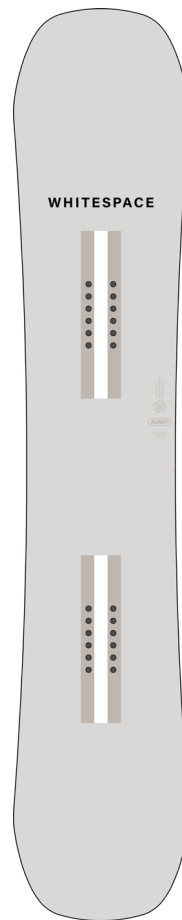
Shape:
Directional Twin

Board Profile:
Camber

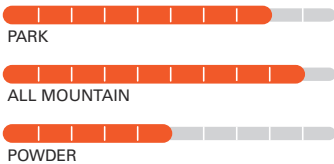


Fiberglass (Top): 45° Tri-Axial UDW Fiberglass
Fiberglass (Bottom): C4X Carbon Fiberglass
Base: Sintered
Sidewall: Thermoplastic ABS

Extras: Plant Based Bio-Resin, Water Based Ink, Gloss / Matte Finish, Custom SW Factory Tune



TERRAIN



FLEX



PERSONALITY



WHAT YOU NEED TO KNOW

PROFILE DETAILS

Our first women's board is built to make a great first impression. Utilizing the similar components to the Freestyle SW Pro - this board will rise to meet the demands of any terrain.

Custom Camber

Shaun optimized his camber to harmonize with the running length and sidecut to deliver more velocity out of turns and greater responsiveness at any speed.

Reduced Running Length

Just like smaller width tires are faster than wider ones - we reduced the running length to make this board even faster.

Increased Nose and Tail Length

More nose and tail to provide more stability and control in landings.

TECH DETAILS



45° Tri-Axial UDW Fiberglass

To maximize snap and consistent flex we used a 45° tri-axial ultra-dense weave (UDW) fiberglass topsheet.



Carbon C4X Fiberglass

Shaun has perfected his signature topsheet profile. To deliver a seamless ride at high speeds and trusted edge control when you need it the most, we've inserted 4 carbon i-beams into our 45° Tri-Axial UDW fiberglass topsheet.

Upgraded Paulownia and Poplar Core

We upgraded our core profile by reducing the overall weight and improving our camber for a dynamic and responsive ride.

Thermoplastic ABS Sidewalls

Increased dampening support and high impact resistance all from a material that is recyclable.

Water Based Inks

Looking towards the future we invested in water based inks to reduce pollutants in the development of our boards.



Sintered Base

For when fast isn't fast enough. We've altered the molecular weight of our standard sintered base to enhance wax absorption and durability.

Plant Based Bio Resin

An upgraded resin enhances performance while being sourced from plant based materials.

SNOWBOARDS

PRODUCT NAME:
MONTANO

GENDER:
NEUTRAL

25PDA

25PDB

BASE GRAPHIC

AN ALL MOUNTAIN BOARD BUILT TO ENJOY ALL THE HILL HAS TO OFFER.


AVAILABLE SIZES:

136 142 148 152 155 160

**DIMENSIONS AVAILABLE IN INDEX

PRODUCT DETAILS:

Core: **Poplar + Balsa** Shape: **Directional** Board Profile: **Directional Hybrid Camber**

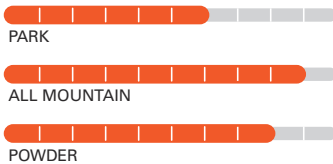


Fiberglass (Top): **45° Tri-Axial UDW Fiberglass**
 Fiberglass (Bottom): **C4X Carbon Fiberglass**
 Base: **Sintered**
 Sidewall: **Thermoplastic ABS**

Extras: **Plant Based Bio-Resin, Water Based Ink, Gloss / Matte Finish, Custom SW Factory Tune**



TERRAIN



FLEX



PERSONALITY



WHAT YOU NEED TO KNOW

PROFILE DETAILS

We updated the shape profile with a surf inspired tapered shape to be more dynamic in all conditions.

Directional Hybrid Camber

The best of both worlds, we started with a traditional camber profile between the bindings for power and snap and inserted reverse camber (rocker) just as our nose lifts off for faster and easier turns.

Reduced Sidecut

We reduced the sidecut radius to provide more flexibility and quicker edge control in all conditions.

Reduced Running Length

Just like smaller width tires are faster than wider ones - we reduced the running length to make this board

TECH DETAILS

Dura-LT Carbon Fiberglass

An ultra light 45° densely woven fiberglass with carbon inserts to provide a smoother ride with less weight under foot.



Carbon X45 Ultra Dense Weave (UDW)
 Allowing for an additional level of power and snap while reducing the overall weight we upgraded our tri-axial fiberglass with 45° carbon inserts.

Upgraded Balsa and Poplar Core

We upgraded the Montano with a custom Poplar and Balsa vertical laminate construction increasing responsiveness and reducing the overall weight.

Use the power of the Poplar wood beams to load your speed and snap of our camber profile while the Balsa strips soften the flex when you dip into powder or ollie off a side hit.

Thermoplastic ABS Sidewalls

Increased dampening support and high impact resistance all from a material that is recyclable.



Sintered Base
 For when fast isn't fast enough. We've altered the molecular weight of our standard sintered base to enhance wax absorption and durability.

Water Based Inks

Looking towards the future we invested in water based inks to reduce pollutants in the development of our boards.

Plant Based Bio Resin

An upgraded resin enhances performance while being sourced from plant based materials.

PRODUCT NAME:
ICONA

GENDER:
MENS

253D

BASE GRAPHIC

A 3D ALL-MOUNTAIN BOARD LIKE NO OTHER.


AVAILABLE SIZES:

152 157

**DIMENSIONS AVAILABLE IN INDEX

PRODUCT DETAILS:

Core: **Poplar + Balsa** Shape: **Directional** Board Profile: **Directional Hybrid Camber**

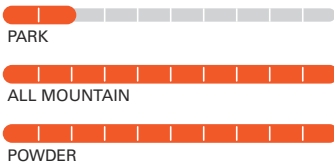


Fiberglass (Top): **45° Tri-Axial UDW Fiberglass**
 Fiberglass (Bottom): **C4X Carbon Fiberglass**
 Base: **Sintered**
 Sidewall: **Thermoplastic ABS**

Extras: **Plant Based Bio-Resin, Water Based Ink, Gloss / Matte Finish, Custom SW Factory Tune**



TERRAIN



FLEX



PERSONALITY



WHAT YOU NEED TO KNOW

PROFILE DETAILS

Directional tapered shape with an ultra wide nose, reduced running length, and some very cool 3D tech.

Split Bow Nose

Similar to a ships bow, we inserted a small blade to splice and channel snow upon first impact.

3D Contour Channels

To reduce additional friction of board on snow contact we lifted 25% of the base surface area off the ground.

3D Dampening

The vertical running length channels provide incredible underfoot support and responsive power at high speeds cutting through whatever terrain you're riding.

TECH DETAILS

Dura-LT Carbon Fiberglass

An ultra light 45° densely woven fiberglass with carbon inserts to provide a smoother ride with less weight under foot.



Carbon X45 Ultra Dense Weave (UDW)
 Allowing for an additional level of power and snap while reducing the overall weight we upgraded our tri-axial fiberglass with 45° carbon inserts.

Upgraded Balsa and Poplar Core

We upgraded the Montano core to a custom Poplar and Balsa vertical laminate construction increasing responsiveness and reducing the overall weight.

Use the power of the Poplar wood beams to load your speed and snap of our camber profile while the Balsa strips soften the flex when you dip into powder or ollie off a side hit.

Thermoplastic ABS Sidewalls

Increased dampening support and high impact resistance all from a material that is recyclable.



Sintered Base
 For when fast isn't fast enough. We've altered the molecular weight of our standard sintered base to enhance wax absorption and durability.

Water Based Inks

Looking towards the future we invested in water based inks to reduce pollutants in the development of our boards.

Plant Based Bio Resin

An upgraded resin enhances performance while being sourced from plant based materials..

BOARD DETAILS

PRODUCT NAME:

FREESTYLE SHAUN WHITE PRO

Board Size	130	136	146	150	154	156	158	158W	162W
Effective Edge (cm)	971	1031	1121	1155	1190	1210	1230	1230	1270
Tip Length (cm)	18.5	18.5	19	19.5	20	20	20	20	20
Tail Length (cm)	16.5	16.5	17	17.5	18	18	18	18	18
Tip-Width (cm)	26.5	27.1	28.3	28.8	29.3	29.7	30.2	31	31.5
Waist-Width (cm)	22.5	23.1	24.1	24.5	24.9	25.3	25.8	26.7	27
Tail Width (cm)	26.5	27.1	28.3	28.8	29.3	29.7	30.2	31	31.5
Sidecut (M)	5.5	6.2	7	7.3	7.5	7.7	8	8.2	8.4
Setback (mm)	12.5	12.5	12.5	12.5	12.5	12.5	12.5	12.5	12.5

NOTES:

PRODUCT NAME:

FREESTYLE SHAUN WHITE YOUTH

Board Size	110	120
Effective Edge (cm)	796	886
Tip Length (cm)	17.5	18
Tail Length (cm)	17.5	18
Tip-Width (cm)	23.2	25.2
Waist-Width (cm)	20.6	22
Tail Width (cm)	23.2	25.2
Sidecut (M)	5.5	5.5
Setback (mm)	0	0

NOTES:

PRODUCT NAME:
AMF PARK TWIN



Board Size	135	140	144	148	152	152W	155	155W	158
Effective Edge (cm)	1018	1068	1092	1132	1162	1162	1192	1192	1222
Tip Length (cm)	19	19	19.7	19.7	20.2	20.2	20.2	20.2	20.2
Tail Length (cm)	19	19	19.7	19.7	20.2	20.2	20.2	20.2	20.2
Tip-Width (cm)	26.7	27.6	28.1	28.6	29.1	29.1	29.6	30.4	30.1
Waist-Width (cm)	23.3	23.9	24.4	24.8	25.2	25.2	25.6	26.5	26
Tail Width (cm)	26.7	27.6	28.1	28.6	29.1	29.1	29.6	30.4	30.1
Sidecut (M)	6.3	6.8	7.2	7.5	7.7	7.7	8	8.2	8.2
Setback (mm)	0	0	0	0	0	0	0	0	0

NOTES:

PRODUCT NAME:
WOMENS FREESTYLE PRO



Board Size	142	146	149
Effective Edge (cm)	1090	1120	1150
Tip Length (cm)	18	18.5	18.5
Tail Length (cm)	18	18.5	18.5
Tip-Width (cm)	27.4	27.8	28.2
Waist-Width (cm)	23.5	23.8	24.1
Tail Width (cm)	27.4	27.8	28.2
Sidecut (M)	7	7.2	7.5
Setback (mm)	-20	-20	-20

NOTES:

BOARD DETAILS

PRODUCT NAME:

MONTANO




Board Size	136	142	148	152	155	160
Effective Edge (cm)	1155	1155	1155	1155	1185	1225
Tip Length (cm)	25.7	25.7	25.7	25.7	25.7	26.2
Tail Length (cm)	17.3	17.3	17.3	17.3	17.3	17.8
Tip-Width (cm)	29.7	30.3	29.7	30.3	30.9	31.5
Waist-Width (cm)	25.1	25.7	25.1	25.7	26.2	26.7
Tail Width (cm)	29.3	29.9	29.3	29.9	30.5	31.1
Sidecut (M)	6.2	6.6	6.2	6.6	6.9	7.2
Setback (mm)	37.7	37.7	37.7	37.7	37.7	37.7

NOTES:

PRODUCT NAME:

ICONA



Board Size	110	120
Effective Edge (cm)	796	886
Tip Length (cm)	17.5	18
Tail Length (cm)	17.5	18
Tip-Width (cm)	23.2	25.2
Waist-Width (cm)	20.6	22
Tail Width (cm)	23.2	25.2
Sidecut (M)	5.5	5.5
Setback (mm)	0	0

NOTES:

PRODUCT NAME:
VOLUME MAG-LOCK GOGGLE

GENDER:
UNISEX



PRODUCT DETAILS:

- Magnetic Lens Changing System
- Premium Injection Molded Cylindrical Lens
- Over-The-Glass Compatibility
- Armored Venting
- High Contrast Lens
- Silicone Strap Backing
- Helmet Compatible
- Medium Fit

CONSTRUCTION:

- **Fire Lens:**
Cat 3, 16% VLT, Brown Lens Tint Color
- **Midnight Lens:**
Cat 3, 10% VLT, Dark Smoke Lens Tint Color



TAUPE
MIDNIGHT LENS /
AMBER BONUS LENS



WGU2425MSA

LILAC PURPLE
MIDNIGHT LENS /
AMBER BONUS LENS



WGU2425MSB

BLACK
FIRE LENS /
AMBER BONUS LENS



WGU2425MSC

WHITE
FIRE LENS /
AMBER BONUS LENS



WGU2425MSD

PRODUCT NAME:
DUAL TONE HD GOGGLE

GENDER:
UNISEX



PRODUCT DETAILS:

- Over-The-Glass Compatibility
- Armored Venting
- Super Anti Fog Coating
- Silicone Strap Backing
- Helmet Compatible
- Medium Fit

CONSTRUCTION:

- **Smoke Lens:**
Cat 3, 13% VLT, Smoke Lens Tint Color



WHITE / BLACK
SMOKE LENS



WGU2425DTA

PLACID BLUE / LAKE BLUE
SMOKE LENS



WGU2425DTB

BLACK / ONYX
SMOKE LENS



WGU2425DTC

RED ORANGE / ORANGE
SMOKE LENS



WGU2425DTD