

WETHEPEOPLE™

BICYCLE CO.

2022

PREVIEW

COMPLETE BIKES

WTP™ → EST. XCVI



INDEX

PAGE 04 - 06	PRIME 12"
PAGE 07 - 09	PRIME DRIVETRAIN 12" *
PAGE 10 - 12	RIOT 14"
PAGE 13 - 15	SEED 16"
PAGE 16 - 18	THRILLSEEKER SMALL *
PAGE 19 - 21	THRILLSEEKER MEDIUM *
PAGE 22 - 24	THRILLSEEKER LARGE *
PAGE 25 - 27	THRILLSEEKER X-LARGE *
PAGE 28 - 32	NOVA 20" *
PAGE 33 - 36	NOVA 20.5" *
PAGE 37 - 40	CRS 18" *
PAGE 41 - 43	CRS FS 18" *
PAGE 44 - 47	CRS 20" *
PAGE 48 - 51	CRS FC 20" *
PAGE 53 - 56	ARCADE 20" *
PAGE 57 - 60	JUSTICE 20" *
PAGE 61 - 64	REASON 20" *
PAGE 65 - 68	CRYSIS 20" *
PAGE 69 - 71	VERSUS 20" *
PAGE 72 - 73	SINUS 20" *
PAGE 74 - 76	TRUST CS 20"
PAGE 77 - 79	TRUST FC 20"
PAGE 80 - 83	BATTLESHIP 20" *
PAGE 84 - 85	REVOLVER 20"
PAGE 86 - 87	ENVY 20"
PAGE 88 - 89	ENVY CARBONIC 20" *
PAGE 90 - 91	AUDIO 22"
PAGE 92 - 93	ATLAS 24"
PAGE 94 - 95	AVENGER 27.5"
PAGE 96 - 97	SWAMP MASTER 20" *



* **NEW MODEL**
* **NEW COLOR**

page 1 → Jordan Godwin/Dan Kruk/Felix Prangenberg/Dillon Lloyd → **Out of Line**
page 2 / 3 → Riley Smith → **Perfect Strangers II** -- Dan Kruk/Dillon Lloyd/Jordan Godwin/Felix Prangenberg

INTRO

COMPLETE BIKES → 20 - 22



Building off the incredibly **warm welcome and positive feedback** on the **MY2021 line**, we are excited to announce a new approach for our bikes to grow and evolve going into the next season. **The 2022 Wethepeople complete bike collection** takes our current bike line and keeps all of the existing bikes, while adding in a healthy addition of incredible new models and unique colourways in which everyone has come to love and expect each new year. By keeping our existing models and simply adding onto the line, we were able to find a solution to offer increased availability on popular models and smoother transition between model years which benefits distributions, dealers, and customers alike. With so **much craft, attention, and detail poured into every Wethepeople bike** each year, this new collection allows each model to reach it's full potential and audience whilst still reinventing the way complete bikes should look, feel and ride right out of the box...

By popular demand, our **12" Prime** is back in a **full drivetrain** form. The **Prime Drivetrain** uses **super slim tubing and a lightweight alloy crank** making it incredibly lightweight, and perfectly suited for the younger rider. As always this scaled down 12" shredding machine is built with Wethepeople's legendary attention to detail and quality.

Flatland has been a strong part of our roots since day one. With a **full re-launch of our flatland program** last season, including a fresh tea and new line of **flatland focussed aftermarket products**, we felt that we were sitting on the perfect opportunity to make the **ultimate flatland complete bike**. Based on our **Utopia line**, the **Sinus** uses **full chromoly tubing and a ton of new aftermarket flatland parts**, making it ultimate bike for beginners, novices or experts alike. Featuring the new **Wethepeople Hybrid freecoaster wheelset and éclat's Mugan flatland tire**, we're incredibly thrilled to have a very special kind of Flatland bike back in the line.



We said we couldn't make a bike better than the **Envy**. We were wrong. Taking the finest engineered BMX bike ever made and adding the game changing **éclat Carbon Fiber wheelset** into the mix, we have topped it yet again in making the **highest spec'd BMX bike ever made**. The **Envy Carbonic Ltd** is adorned with only the very best parts we make, if you're looking for a bike unlike anything else, this new upgrade to the iconic Envy is the partner for you.

A whole **new world of fun**, the **Swamp Master** is the **first full suspension complete BMX bike**. Inspired by the world of downhill mountain biking, mixed with classic BMX roots and fun, this bike is unique to say the least. Engineered in Cologne, Germany, the **Swamp Master is designed for rious downhill shredding** whilst gaining the movement and freedom that a BMX bike offers. Spec'd with a mixture of our own aftermarket BMX components and genuine **MTB parts from Kenda and Manitou**, the **Swamp Master** is the first production bike of its kind and is set to revolutionise a new chapter in BMX and MTB fusion.

With all these exciting **new bike models for 2022**, you'll also find a healthy dose of new colourways on the existing popular models, helping make the **2022 collection fresh, innovative and simply unbeatable**. We're looking forward to yet another incredible year with another incredible collection of bikes.

WETHEPEOPLE™
BICYCLE CO.

PRIME^{12"}



PRIME 12"
ARTWORK

**WETHE
PEOPLE**
BIKE COMPANY
COLOGNE



PRIME 12"
ARTWORK

WETHEPEOPLE™
MY 2022

WETHEPEOPLE™

EST. XCVI

-

12" PRIME

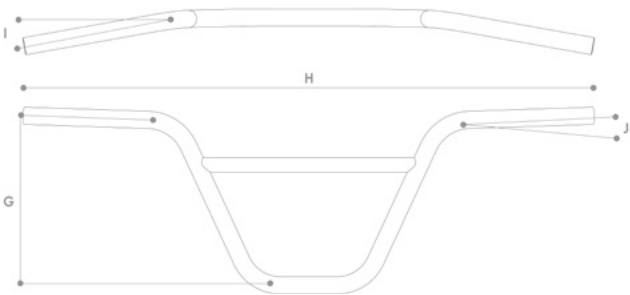
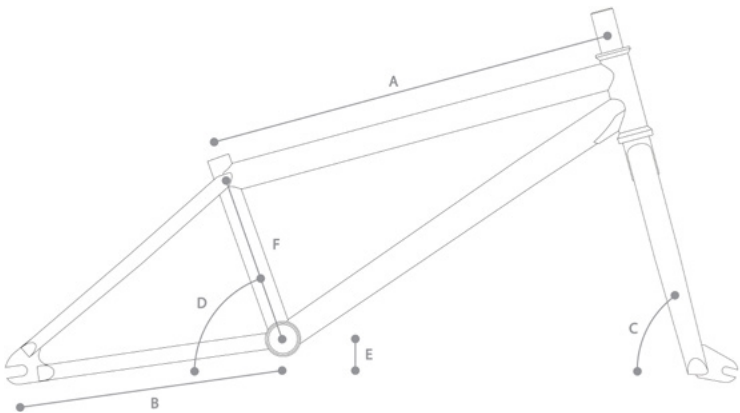


PRIME 12"

FRAME	WETHEPEOPLE "PRIME" frame, 1020 hi-ten
FORK	SALT "PRIME" fork, 1020 hi-ten, 26mm offset
BARS	SALT "PRIME" bar, 1020 hi-ten
GRIPS	SALT "PRIME" grips
STEM	SALT "PRIME" frontload stem, 30mm reach
HEADSET	SALT "AM" A-headset, 1" loose ball
GYRO	-
LEVER	-
BRAKES	-
CRANKS	-
BB	-
PEDALS	-
CHAIN	-
SPROCKET	-
DRIVER	-
FRONT HUB	SALT "PRIME" hub, alloy, loose ball, 3/8"s axel, 16h
REAR HUB	SALT "PRIME" hub, alloy, loose ball, 3/8"s axel, 16h
HUB GUARDS	-
FRONT RIM	SALT "BEAM" rim, single wall, 16h
REAR RIM	SALT "BEAM" rim, single wall, 16h
SEAT	WETHEPEOPLE „PRIME“ combo seat, alloy post
SEAT POST	-
SEAT CLAMP	SALT "AM" seat clamp, alloy
TIRES	KENDA "KONTACT" tires, 1.75", front & rear
PEGS	-
WEIGHT	4.45kg / 9.81lbs



COLORS ● turbo blue ● metallic mint



FRAME GEOMETRY

A - TOP TUBE LENGTH	12.2"
B - CHAIN STAY LENGTH	8.15"
C - HEAD TUBE ANGLE	72°
D - SEAT TUBE ANGLE	70°
E - BB HEIGHT	-
F - STANDOVER HEIGHT	4.72"

BAR GEOMETRY

G - BAR RISE	5.15"
H - BAR WIDTH	19.7"
I - BAR BACKSWEEP	9°
J - BAR UPSWEEP	2.5°

PRIME 12"
ARTWORK

WETHE
PEOPLE
BIKE COMPANY
COLOGNE



EST. XCVI

NEW
MODEL

WETHEPEOPLE™
MY 2022

12" PRIME DRIVE





PLEASE NOTE:
Final product may vary in appearance.

PRIME DRIVE 12"

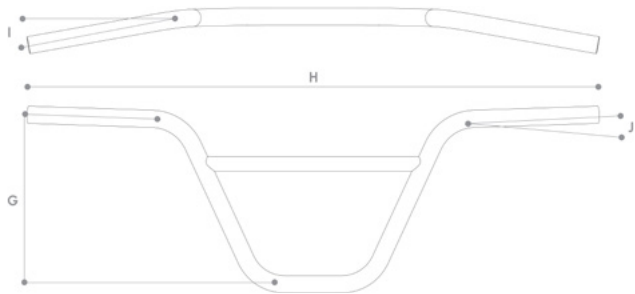
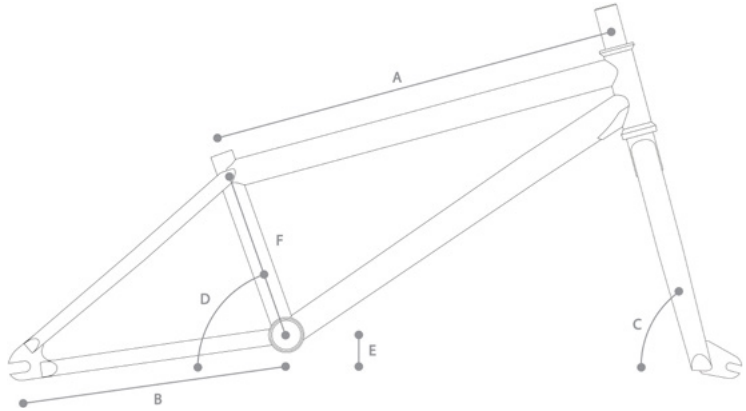




COLORS  black  orange

FRAME	WETHEPEOPLE "PRIME" frame, 1020 hi-ten
FORK	SALT "PRIME DRIVE" fork, 1020 hi-ten, 26mm offset
BAR	SALT "PRIME" bar, 1020 hi-ten
GRIPS	SALT "PRIME" grips
STEM	SALT "PRIME" frontload stem, 30mm reach
HEADSET	SALT "AM" int. headset, 1" sealed bearing
GYRO	-
LEVER	SALT "PRIME" brake lever, alloy, front & rear
BRAKES	SALT "AM" alloy caliper brake front / SALT "AM" alloy v-brake rear
CRANKS	SALT "PRIME" forged alloy 3pc crank, 92mm
BB	SALT "PRIME" BSA bb, 68mm, sealed bearing
PEDALS	SALT "JUNIOR PRO" pedals, nylon/fiberglass
CHAIN	SALT "AM" chain, Z1 type
SPROCKET	SALT "PRIME" sprocket, alloy, 25t
DRIVER	1pc cassette driver, 10t, loose ball bearing
FRONT HUB	SALT "PRIME" hub, alloy, loose ball, 3/8"s axle, 20h
REAR HUB	SALT "PRIME" cassette hub, semi sealed, 10t, 3/8"s axle, 20h
HUB GUARDS	-
FRONT RIM	SALT "BEAM" rim, single wall, 20h
REAR RIM	SALT "BEAM" rim, single wall, 20h
SEAT	WETHEPEOPLE "PRIME" combo seat, 200mm alloy post
SEAT POST	-
SEAT CLAMP	SALT "AM" seat clamp, alloy
TIRES	SALT "TRACER" tires, 2.0", front & rear
PEGS	-
WEIGHT	TBA

12" PRIME DRIVE



FRAME GEOMETRY

A - TOP TUBE LENGTH	12.5"
B - CHAIN STAY LENGTH	9.5"
C - HEAD TUBE ANGLE	73°
D - SEAT TUBE ANGLE	71°
E - BB HEIGHT	7.1"
F - STANDOVER HEIGHT	5.4"

BAR GEOMETRY

G - BAR RISE	5.15"
H - BAR WIDTH	19.7"
I - BAR BACKSWEEP	9°
J - BAR UPSWEEP	2.5°



WETHEPEOPLE™
BICYCLE CO.

RIOT 14"
ARTWORK

RIOT 14" -



P

→ 10

WETHEPEOPLE™

EST. XCVI

RIOT 14"
ARTWORK

WETHEPEOPLE™
MY 2022

RIOT®
WETHEPEOPLE
BICYCLE CO.
ESTD. 1996
COLOGNE-G.



WTP-19.XCVI-C

14



R WETHE
PEOPLE-1996

MY → 2022

14" RIOT



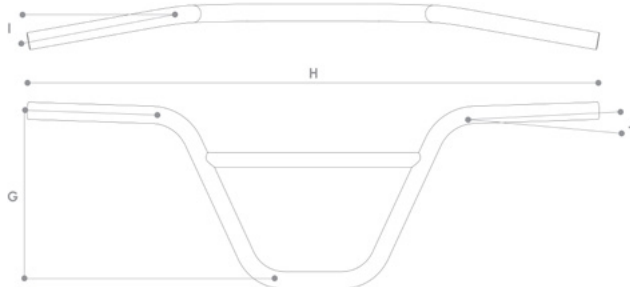
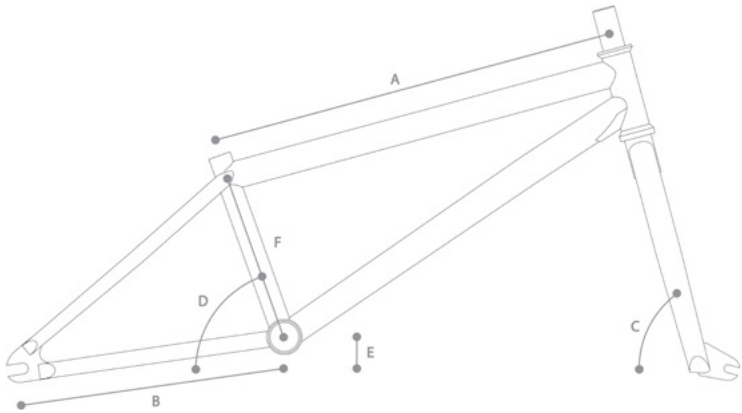
11 ← P

RIOT 14"



COLORS ● matt black ● red

FRAME	WETHEPEOPLE "RIOT" frame, 1020 hi-ten
FORK	SALT "RIOT" fork, 1020 hi-ten, 4130 crmo steerer, 26mm offset
BAR	SALT "RIOT" bar, 1020 hi-ten
GRIPS	WETHEPEOPLE "ARROW 110" grips, flangeless
STEM	SALT "JUNIOR" topload stem, 40mm reach
HEADSET	SALT "PRO" int. headset, sealed bearing
GYRO	holes for removable gyro tabs
LEVER	SALT "RIOT" brake lever, alloy
BRAKES	SALT "AM" alloy caliper brake, front / SALT "AM" alloy u-brake, rear
CRANKS	SALT "RIOT" tubular 3pc crank, crmo, 114mm, 16 spline, hollow spindle
BB	SALT "SPANISH" bb, 19mm, press fit, sealed bearing
PEDALS	SALT "JUNIOR PRO" pedals, nylon/fiberglass
CHAIN	SALT "AM" chain, Z1 type
SPROCKET	SALT "GATEWAY" sprocket, steel, 25t
DRIVER	1pc cassette driver, 10t, loose ball bearing
FRONT HUB	SALT "RIOT" hub, alloy, loose ball, 3/8"s axle, 20h
REAR HUB	SALT "RIOT" cassette hub, semi sealed, 10t, 3/8"s axle, 20h
HUB GUARDS	-
FRONT RIM	SALT "BEAM" rim, single wall, 20h
REAR RIM	SALT "BEAM" rim, single wall, 20h
SEAT	WETHEPEOPLE "RIOT" junior combo seat
SEAT POST	-
SEAT CLAMP	ÉCLAT "PURE" seat clamp, 6061-T6 forged alloy
TIRES	SALT "TRACER" tires, 2.0", front & rear
PEGS	-
WEIGHT	8.42kg / 18.45lbs



FRAME GEOMETRY

A - TOP TUBE LENGTH	14"
B - CHAIN STAY LENGTH	10.25"
C - HEAD TUBE ANGLE	74°
D - SEAT TUBE ANGLE	71.5°
E - BB HEIGHT	8.25"
F - STANDOVER HEIGHT	6.5"

BAR GEOMETRY

G - BAR RISE	6.5"
H - BAR WIDTH	22.4"
I - BAR BACKSWEEP	8°
J - BAR UPSWEEP	2.5°



SEED 16"
ARTWORK



SEED®

WETHEPEOPLE
BICYCLE CO.
ESTD. 1996

COLOGNE—G.



WTP-19.XCVI-C

16

MY → 2022

WETHEPEOPLE™
MY 2022

16" SEED



13 ← P

WETHEPEOPLE™
BICYCLE CO.

SEED 16"
ARTWORK

SEED 16"



P

→ 14

WETHEPEOPLE™

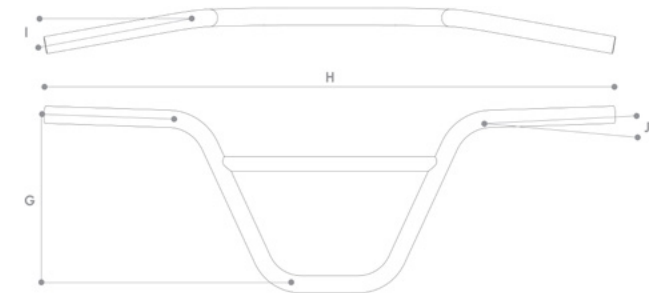
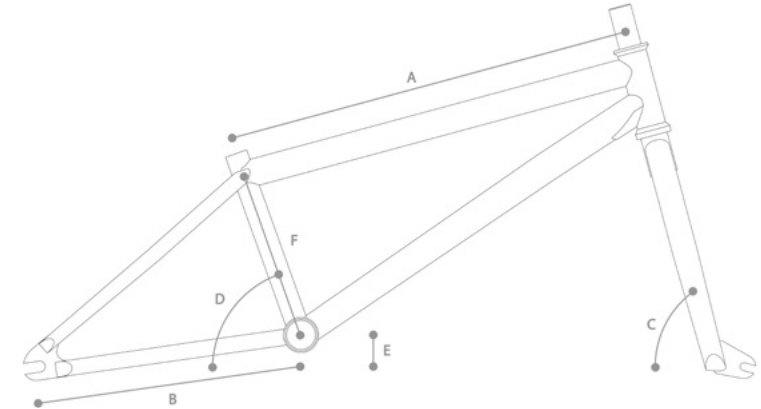
EST. XCVI



16" SEED

COLORS ● matt black ● surf blue

FRAME	WETHEPEOPLE "SEED" frame, 1020 hi-ten
FORK	SALT "AM 16" fork, 1020 hi-ten, 4130 crmo steerer, 28mm offset
BAR	SALT "SEED" bar, 1020 hi-ten
GRIPS	WETHEPEOPLE "ARROW 130" grips, flangeless
STEM	SALT "JUNIOR" topload stem, 40mm reach
HEADSET	SALT "PRO" int. headset, sealed bearing
GYRO	holes for removable gyro tabs
LEVER	SALT "SEED" brake lever, alloy, front & rear
BRAKES	SALT "AM" alloy caliper brake, front / SALT "AM" alloy u-brake, rear
CRANKS	SALT "ROOKIE" tubular 3pc crank, crmo, 127mm, 8 spline
BB	SALT "SPANISH" bb, 19mm, press fit, sealed bearing
PEDALS	SALT "JUNIOR PRO" pedals, nylon/fiberglass
CHAIN	SALT "AM chain, Z1 type
SPROCKET	SALT "GATEWAY" sprocket, steel, 25t
DRIVER	1pc cassette driver, 10t, loose ball bearing
FRONT HUB	SALT "SEED" hub, alloy, loose ball 3/8"s axle, 28h
REAR HUB	SALT "SEED" cassette hub, semi sealed, 10t, 14mm hollow axle, 28h
HUB GUARDS	-
FRONT RIM	SALT "FRACTION" rim, single wall, 28h
REAR RIM	SALT "FRACTION" rim, single wall, 28h
SEAT	WETHEPEOPLE "SEED" pivotal seat
SEAT POST	SALT "AM" pivotal seat post, alloy
SEAT CLAMP	ÉCLAT "PURE" seat clamp, 6061-T6 forged alloy
TIRES	SALT "TRACER" tires, 2.2", front & rear
PEGS	-
WEIGHT	9.66kg / 21.30lbs



FRAME GEOMETRY


A - TOP TUBE LENGTH	16"
B - CHAIN STAY LENGTH	11"
C - HEAD TUBE ANGLE	75°
D - SEAT TUBE ANGLE	71.5°
E - BB HEIGHT	9.75"
F - STANDOVER HEIGHT	6.67"

BAR GEOMETRY

G - BAR RISE	6.77"
H - BAR WIDTH	23.6"
I - BAR BACKSWEEP	10°
J - BAR UPSWEEP	3°



THRILLSEEKER



Thrillseeker, a name which might sound familiar to the die-hard WTP fans out there.

The **2022 collection** comes flying out of the gate with a totally new kind of bike with deep sunken roots in our historic brand. **Originally designed back in 2000** the **Thrillseeker** was a revolutionary concept for that time which really put **Wethepeople** on the map.

Based on the notion of a bike which “fitted” the rider better than what was currently available - the **Thrillseeker** was one of the first bikes to steer away from the overbuilt aesthetics of the 90’s early 2000’s and instead strive towards a **streamlined** and more refined bike **for transition and ramp riding**.


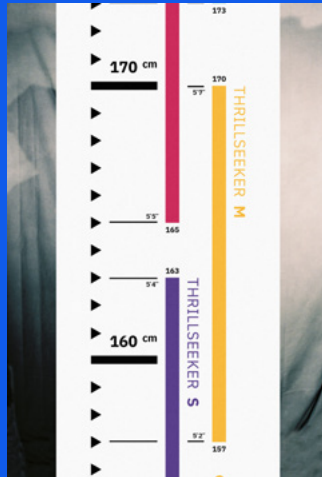
The **Thrillseeker** was available in both a **short 20”** toptube, and a **long 21”** version, making it available for both the **technical street/park rider** and the **lofty trail and vert rider**.

That **20 year old concept** of a bike with the “perfect fit” transfers seamlessly into the all new 2022 revamped **Thrillseeker** line. Designed around the concept of creating a collection of bikes for the first time and at an unbeatable price, sized up perfectly to suit any rider.



THRILLSEEKER S - XL → 20 - 22

XCVI



One bike, x4 sizes, available in S-XL, the Thrillseeker allows shops, parents and riders to choose a bike **perfectly sized** to the rider, making those first days in BMX as fun as possible. Carefully spec'd to ensure a lightweight, well priced and easily upgradable bike, you can expect to see the legendary name "Thrillseeker" return to bike shops across the globe next season.

20+ years later and we are still making bikes that allow riders to **feel right at home from the very get go**.

Wethepeople™
TS Sizing Chart - tool
for easy identification
of needed Thrillseeker
complete bike size.



THRILLSEEKER^{SMALL}

NEW
MODEL



THRILLSEEKER^S
ARTWORK

WETHEPEOPLE[®]

EST. XCVI



P

→ 18

PLEASE NOTE:

Final product may vary in appearance.

THRILLSEEKER S
ARTWORK

WTP-TS[©]

WETHEPEOPLE
BICYCLE COMPANY
THRILLSEEKER
SIZE S
COLOGNE—GER.



WTP-19.XCVI-C



MY → 2022

NEW
MODEL

SMALL

THRILLSEEKER

—



PLEASE NOTE:
Final product may vary in appearance.

19 ←

P

THRILLSEEKER

SMALL



COLORS

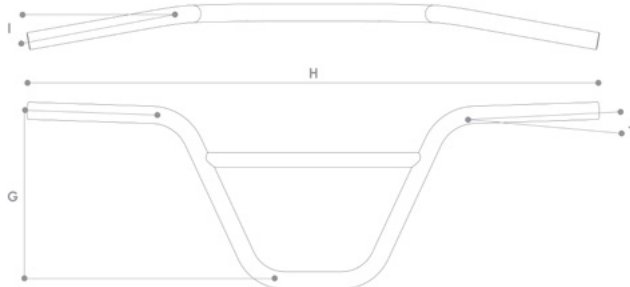
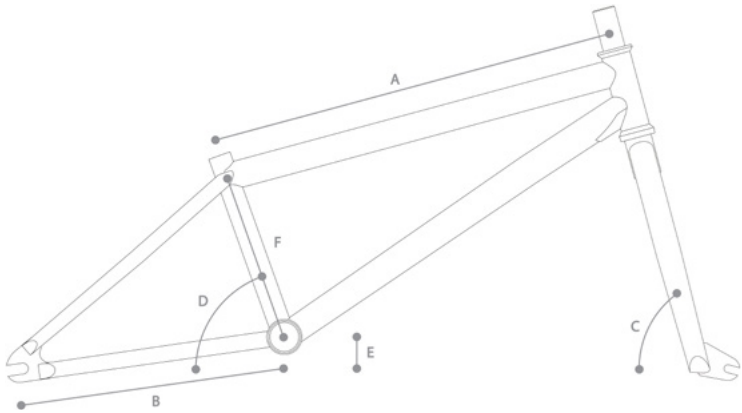


black



seafoam green

FRAME	WETHEPEOPLE "THRILLSEEKER" frame, 1020 hi-ten
FORK	SALT "AM 20" fork, 1020 hi-ten , 4130 crmo steerer, 26mm offset
BAR	SALT "THRILLSEEKER" bar, 1020 hi-ten
GRIPS	SALT "EX" grips, 154mm, flangless
STEM	SALT "AM" topload stem, 45mm reach
HEADSET	SALT "PRO" int. headset, sealed bearing
GYRO	holes for removable gyro tabs
LEVER	SALT "ROOKIE" brake lever, alloy
BRAKES	SALT "ROOKIE" alloy u-brake, rear
CRANKS	SALT "ROOKIE" tubular 3pc crank, crmo, 165mm, 8 spline
BB	SALT "MID" bb, 19mm, press fit, sealed bearing
PEDALS	ÉCLAT "SURGE" pedals, nylon/fiberglass
CHAIN	SALT "AM" chain, Z1 type
SPROCKET	SALT "GATEWAY" sprocket, steel, 25t
DRIVER	1pc cassette driver, 9t, loose ball bearing
FRONT HUB	SALT "THRILLSEEKER" hub, alloy, loose ball, 3/8"s axle, 36h
REAR HUB	SALT "THRILLSEEKER" cassette hub, semi sealed, 9t, 14mm axle, 36h
HUB GUARDS	-
FRONT RIM	SALT "ROOKIE" rim, single wall, 36h
REAR RIM	SALT "ROOKIE" rim, single wall, 36h
SEAT	WETHEPEOPLE "THRILLSEEKER" combo seat, slim padded
SEAT POST	-
SEAT CLAMP	SALT "ROOKIE" seat clamp, alloy
TIRES	SALT "STRIKE" tires, 2.35", front & rear
PEGS	-
WEIGHT	TBA



FRAME GEOMETRY

A - TOP TUBE LENGTH	18.5"
B - CHAIN STAY LENGTH	12.75"
C - HEAD TUBE ANGLE	74.5°
D - SEAT TUBE ANGLE	71.5°
E - BB HEIGHT	11.7°
F - STANDOVER HEIGHT	7.5"

BAR GEOMETRY

G - BAR RISE	8.25"
H - BAR WIDTH	27.5"
I - BAR BACKSWEEP	11°
J - BAR UPSWEEP	2.5°



THRILLSEEKER M
ARTWORK

WTP-TS[©]

WETHEPEOPLE
BICYCLE COMPANY
THRILLSEEKER
SIZE M
COLOGNE—GER.



WTP-19.XCVI-C



MY → 2022

NEW
MODEL

MEDIUM

THRILLSEEKER



PLEASE NOTE:
Final product may vary in appearance.

THRILLSEEKER MEDIUM

NEW
MODEL

THRILLSEEKER M
ARTWORK



P

→ 22

PLEASE NOTE:

Final product may vary in appearance.



WETHEPEOPLE

EST. XCVI

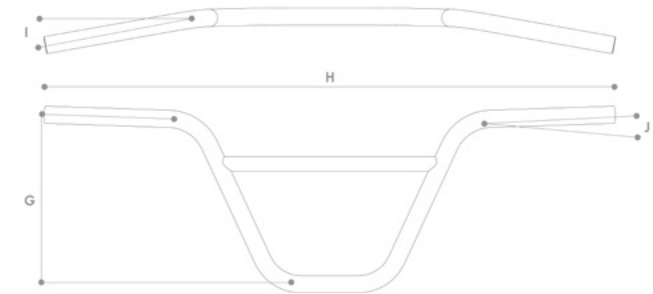
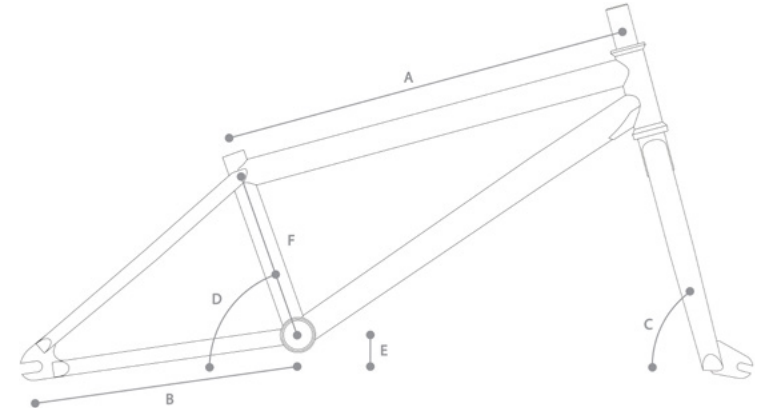


MEDIUM

THRILLSEEKER

COLORS  black  seafoam green

FRAME	WETHEPEOPLE "THRILLSEEKER" frame, 1020 hi-ten
FORK	SALT "AM 20" fork, 1020 hi-ten , 4130 crmo steerer, 26mm offset
BAR	SALT "THRILLSEEKER" bar, 1020 hi-ten
GRIPS	SALT "EX" grips, 154mm, flangless
STEM	SALT "AM" topload stem, 45mm reach
HEADSET	SALT "PRO" int. headset, sealed bearing
GYRO	holes for removable gyro tabs
LEVER	SALT "ROOKIE" brake lever, alloy
BRAKES	SALT "ROOKIE" alloy u-brake, rear
CRANKS	SALT "ROOKIE" tubular 3pc crank, crmo, 165mm, 8 spline
BB	SALT "MID" bb, 19mm, press fit, sealed bearing
PEDALS	ÉCLAT "SURGE" pedals, nylon/fiberglass
CHAIN	SALT "AM" chain, Z1 type
SPROCKET	SALT "GATEWAY" sprocket, steel, 25t
DRIVER	1pc cassette driver, 9t, loose ball bearing
FRONT HUB	SALT "THRILLSEEKER" hub, alloy, loose ball, 3/8"s axle, 36h
REAR HUB	SALT "THRILLSEEKER" cassette hub, semi sealed, 9t, 14mm axle, 36h
HUB GUARDS	-
FRONT RIM	SALT "ROOKIE" rim, single wall, 36h
REAR RIM	SALT "ROOKIE" rim, single wall, 36h
SEAT	WETHEPEOPLE "THRILLSEEKER" combo seat, slim padded
SEAT POST	-
SEAT CLAMP	SALT "ROOKIE" seat clamp, alloy
TIRES	SALT "STRIKE" tires, 2.35", front & rear
PEGS	-
WEIGHT	TBA



FRAME GEOMETRY

A - TOP TUBE LENGTH	20"
B - CHAIN STAY LENGTH	12.75"
C - HEAD TUBE ANGLE	74.5°
D - SEAT TUBE ANGLE	71.5°
E - BB HEIGHT	11.7°
F - STANDOVER HEIGHT	7.75"

BAR GEOMETRY

G - BAR RISE	8.5"
H - BAR WIDTH	28"
I - BAR BACKSWEEP	11°
J - BAR UPSWEEP	2.5°



THRILLSEEKER^{LARGE}

NEW
MODEL



P

→ 24

PLEASE NOTE:

Final product may vary in appearance.

THRILLSEEKER^L
ARTWORK


WETHEPEOPLE[®]

EST. XCVI

THRILLSEEKER L
ARTWORK

WTP-TS[©]

WETHEPEOPLE
BICYCLE COMPANY
THRILLSEEKER
SIZE L
COLOGNE—GER.



WTP-19.XCVI-C



MY → 2022

NEW
MODEL

LARGE

THRILLSEEKER

I



PLEASE NOTE:
Final product may vary in appearance.



25 ←

P

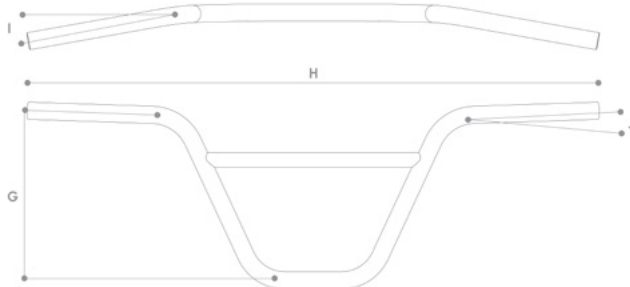
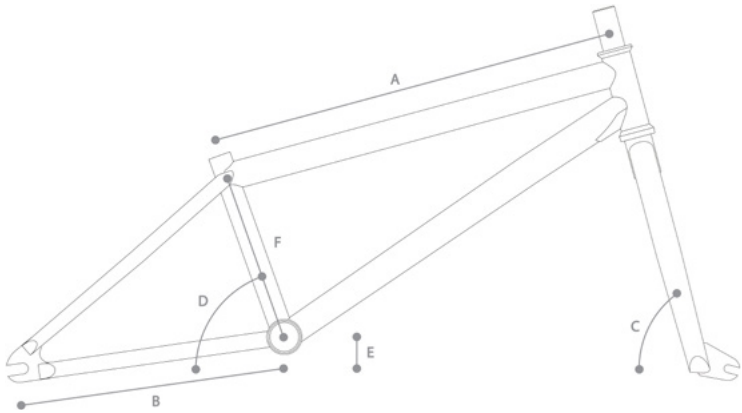
THRILLSEEKER

LARGE



COLORS  black  red

FRAME	WETHEPEOPLE "THRILLSEEKER" frame, 1020 hi-ten
FORK	SALT "AM 20" fork, 1020 hi-ten , 4130 crmo steerer, 26mm offset
BAR	SALT "THRILLSEEKER" bar, 1020 hi-ten
GRIPS	SALT "EX" grips, 154mm, flangless
STEM	SALT "AM" topload stem, 50mm reach
HEADSET	SALT "PRO" int. headset, sealed bearing
GYRO	holes for removable gyro tabs
LEVER	SALT "ROOKIE" brake lever, alloy
BRAKES	SALT "ROOKIE" alloy u-brake, rear
CRANKS	SALT "ROOKIE" tubular 3pc crank, crmo, 165mm, 8 spline
BB	SALT "MID" bb, 19mm, press fit, sealed bearing
PEDALS	ÉCLAT "SURGE" pedals, nylon/fiberglass
CHAIN	SALT "AM" chain, Z1 type
SPROCKET	SALT "GATEWAY" sprocket, steel, 25t
DRIVER	1pc cassette driver, 9t, loose ball bearing
FRONT HUB	SALT "THRILLSEEKER" hub, alloy, loose ball, 3/8"s axle, 36h
REAR HUB	SALT "THRILLSEEKER" cassette hub, semi sealed, 9t, 14mm axle, 36h
HUB GUARDS	-
FRONT RIM	SALT "ROOKIE" rim, single wall, 36h
REAR RIM	SALT "ROOKIE" rim, single wall, 36h
SEAT	WETHEPEOPLE "THRILLSEEKER" combo seat, mid padded
SEAT POST	-
SEAT CLAMP	SALT "ROOKIE" seat clamp, alloy
TIRES	SALT "STRIKE" tires, 2.35", front & rear
PEGS	-
WEIGHT	TBA



FRAME GEOMETRY

A - TOP TUBE LENGTH	20.5"
B - CHAIN STAY LENGTH	12.75"
C - HEAD TUBE ANGLE	74.5°
D - SEAT TUBE ANGLE	71.5°
E - BB HEIGHT	11.7°
F - STANDOVER HEIGHT	8"

BAR GEOMETRY


G - BAR RISE	9"
H - BAR WIDTH	28.85"
I - BAR BACKSWEEP	11°
J - BAR UPSWEEP	2.5°



THRILLSEEKER XL
ARTWORK

WTP-TS[©]

WETHEPEOPLE
BICYCLE COMPANY
THRILLSEEKER
SIZE XL
COLOGNE—GER.



WTP-19.XCVI-C



MY → 2022

NEW
MODEL

X-LARGE

THRILLSEEKER

—



PLEASE NOTE:
Final product may vary in appearance.

27 ←

P

THRILLSEEKER

X-LARGE

NEW
MODEL



P

→ 28

PLEASE NOTE:

Final product may vary in appearance.

THRILLSEEKER XL
ARTWORK



WETHEPEOPLE®

EST. XCVI

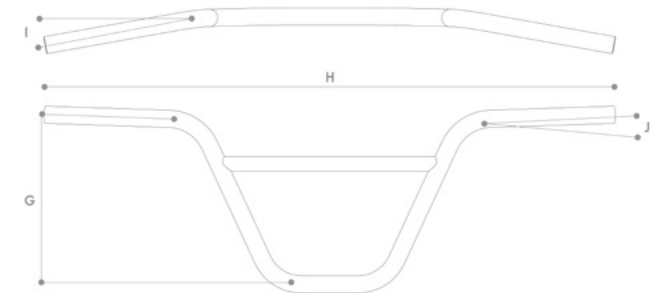
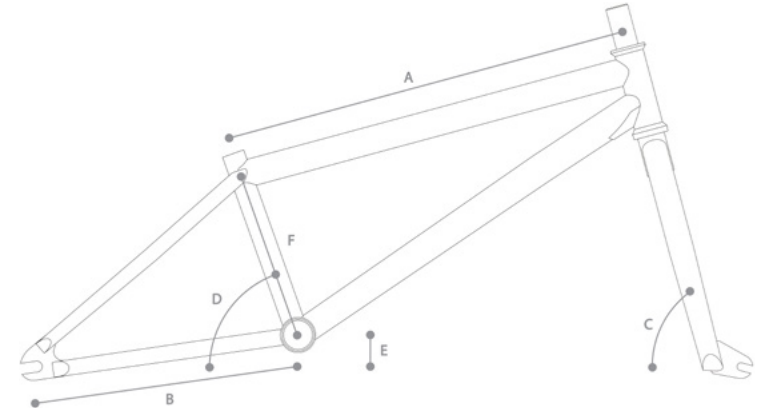


X-LARGE

THRILLSEEKER

COLORS  black  red

FRAME	WETHEPEOPLE "THRILLSEEKER" frame, 1020 hi-ten
FORK	SALT "AM 20" fork, 1020 hi-ten , 4130 crmo steerer, 26mm offset
BAR	SALT "THRILLSEEKER" bar, 1020 hi-ten
GRIPS	SALT "EX" grips, 154mm, flangless
STEM	SALT "AM" topload stem, 50mm reach
HEADSET	SALT "PRO" int. headset, sealed bearing
GYRO	holes for removable gyro tabs
LEVER	SALT "ROOKIE" brake lever, alloy
BRAKES	SALT "ROOKIE" alloy u-brake, rear
CRANKS	SALT "ROOKIE" tubular 3pc crank, crmo, 165mm, 8 spline
BB	SALT "MID" bb, 19mm, press fit, sealed bearing
PEDALS	ÉCLAT "SURGE" pedals, nylon/fiberglass
CHAIN	SALT "AM" chain, Z1 type
SPROCKET	SALT "GATEWAY" sprocket, steel, 25t
DRIVER	1pc cassette driver, 9t, loose ball bearing
FRONT HUB	SALT "THRILLSEEKER" hub, alloy, loose ball, 3/8"s axle, 36h
REAR HUB	SALT "THRILLSEEKER" cassette hub, semi sealed, 9t, 14mm axle, 36h
HUB GUARDS	-
FRONT RIM	SALT "ROOKIE" rim, single wall, 36h
REAR RIM	SALT "ROOKIE" rim, single wall, 36h
SEAT	WETHEPEOPLE "THRILLSEEKER" combo seat, mid padded
SEAT POST	-
SEAT CLAMP	SALT "ROOKIE" seat clamp, alloy
TIRES	SALT "STRIKE" tires, 2.35", front & rear
PEGS	-
WEIGHT	TBA



FRAME GEOMETRY

A - TOP TUBE LENGTH	21"
B - CHAIN STAY LENGTH	12.75"
C - HEAD TUBE ANGLE	74.5°
D - SEAT TUBE ANGLE	71.5°
E - BB HEIGHT	11.7°
F - STANDOVER HEIGHT	8.25"

BAR GEOMETRY

G - BAR RISE	9"
H - BAR WIDTH	28.85"
I - BAR BACKSWEEP	11°
J - BAR UPSWEEP	2.5°



NOVA



P

→ 30

NOVA 20"
ARTWORK

WETHEPEOPLE®

EST. XCVI

NOVA 20"
ARTWORK

NOVA®
WETHEPEOPLE
BICYCLE COMPANY
ESTD. 1996
COLOGNE-GER.



WTP-19.XCVI-C



N

MY → 2022

I

NOVA



NOVA^{20"}



P


→ 32

NOVA 20"
ARTWORK

WETHEPEOPLE®

EST. XCVI

NOVA®
WETHEPEOPLE
BICYCLE COMPANY
ESTD. 1996
COLOGNE-GER.



WTP-19.XCVI-C



N

NEW
COLOR

I

20" NOVA



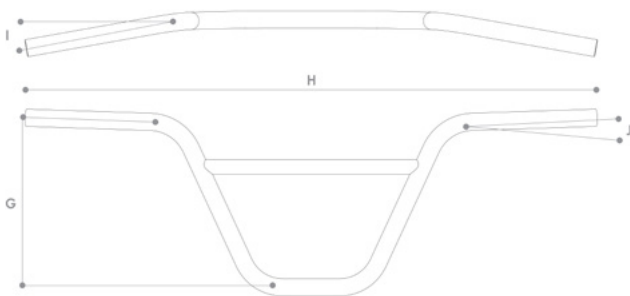
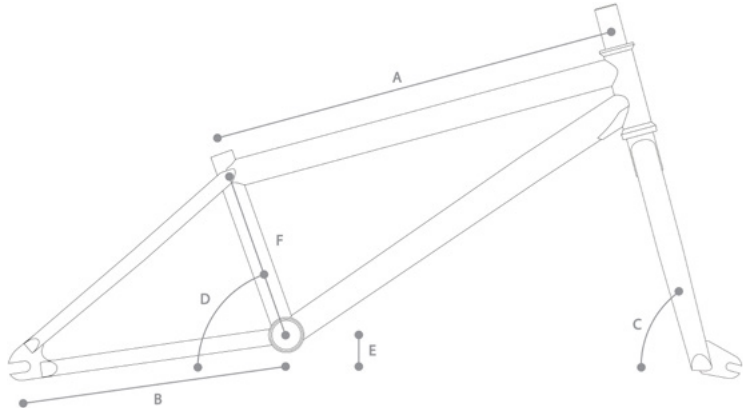
PLEASE NOTE:
Final product may vary in appearance.

NOVA 20"



FRAME	WETHEPEOPLE "NOVA" frame, 1020 hi-ten
FORK	SALT "AM 20" fork, 1020 hi-ten , 4130 crmo steerer, 26mm offset
BAR	SALT "NOVA" bar, 1020 hi-ten
GRIPS	SALT "EX" grips, 154mm, flangless
STEM	SALT "PRO" frontload stem, 50mm reach
HEADSET	SALT "PRO" int. headset, sealed bearing
GYRO	holes for removable gyro tabs
LEVER	SALT "AM" brake lever, alloy
BRAKES	SALTPLUS "GEO XL" u-brake, alloy, rear
CRANKS	SALT "ROOKIE" tubular 3pc crank, crmo, 165mm, 8 spline
BB	SALT "MID" bb, 19mm, press fit, sealed bearing
PEDALS	ÉCLAT "SLASH" pedals, nylon/fiberglass
CHAIN	SALT "AM" chain, Z1 type
SPROCKET	SALT "GATEWAY" sprocket, steel, 25t
DRIVER	1pc cassette driver, 9t, loose ball bearing
FRONT HUB	SALT "NOVA" hub, alloy, loose ball, 3/8"s axle, 36h
REAR HUB	SALT "NOVA" cassette hub, semi sealed, 9t, 14mm axle, 36h
HUB GUARDS	-
FRONT RIM	SALT "BEAM" rim, single wall, 36h
REAR RIM	SALT "BEAM" rim, single wall, 36h
SEAT	WETHEPEOPLE "NOVA" combo seat, mid padded
SEAT POST	-
SEAT CLAMP	ÉCLAT "PURE" seat clamp, 6061-T6 forged alloy
TIRES	SALT "TRACER" tires, 2.35", front & rear
PEGS	-
WEIGHT	11.92kg / 26.29lbs

COLORS ● matt black ● laser green ● ultra violet ○ matt white



FRAME GEOMETRY		BAR GEOMETRY	
A - TOP TUBE LENGTH	20"	G - BAR RISE	8.85"
B - CHAIN STAY LENGTH	12.75"	H - BAR WIDTH	29"
C - HEAD TUBE ANGLE	75°	I - BAR BACKSWEEP	11°
D - SEAT TUBE ANGLE	71.5°	J - BAR UPSWEEP	2°
E - BB HEIGHT	11.75"		
F - STANDOVER HEIGHT	8.38"		

NOVA 20.5"
ARTWORK

WETHEPEOPLE®

EST. XCVI

—

20.5"

NOVA




NOVA 20.5"



NOVA 20.5"
ARTWORK

NOVA[©]
WETHEPEOPLE
BICYCLE COMPANY
ESTD. 1996
COLOGNE-GER.



WTP-19.XCVI-C



N

P

→ 36

MY → 2022

NOVA 20.5"
ARTWORK

WETHEPEOPLE®

EST. XCVI

NEW
COLOR

—

20.5" NOVA



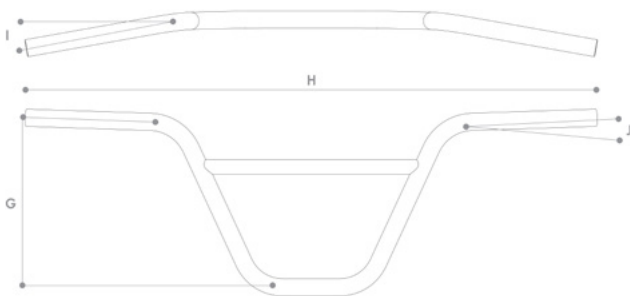
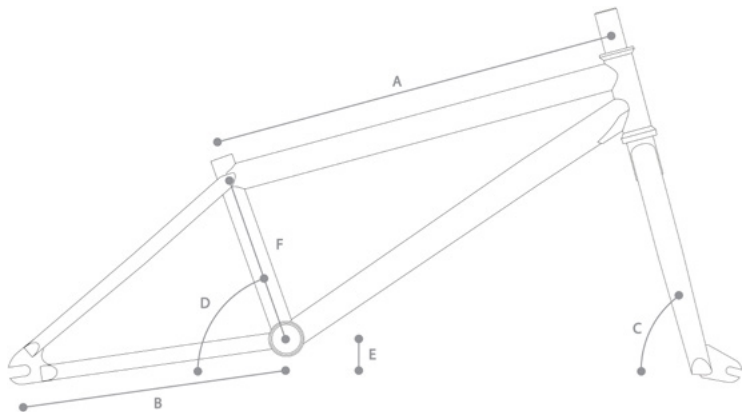
PLEASE NOTE:
Final product may vary in appearance.

NOVA 20.5"



COLORS ● matt black ● matt raw ○ matt white

FRAME	WETHEPEOPLE "NOVA" frame, 1020 hi-ten
FORK	SALT "AM 20" fork, 1020 hi-ten , 4130 crmo steerer, 26mm offset
BAR	SALT "NOVA" bar, 1020 hi-ten
GRIPS	SALT "EX" grips, 154mm, flangless
STEM	SALT "PRO" frontload stem, 50mm reach
HEADSET	SALT "PRO" int. headset, sealed bearing
GYRO	holes for removable gyro tabs
LEVER	SALT "AM" brake lever, alloy
BRAKES	SALTPLUS "GEO XL" u-brake, alloy, rear
CRANKS	SALT "ROOKIE" tubular 3pc crank, crmo, 165mm, 8 spline
BB	SALT "MID" bb, 19mm, press fit, sealed bearing
PEDALS	ÉCLAT "SLASH" pedals, nylon/fiberglass
CHAIN	SALT "AM" chain, Z1 type
SPROCKET	SALT "GATEWAY" sprocket, steel, 25t
DRIVER	1pc cassette driver, 9t, loose ball bearing
FRONT HUB	SALT "NOVA" hub, alloy, loose ball, 3/8"s axle, 36h
REAR HUB	SALT "NOVA" cassette hub, semi sealed, 9t, 14mm axle, 36h
HUB GUARDS	-
FRONT RIM	SALT "BEAM" rim, single wall, 36h
REAR RIM	SALT "BEAM" rim, single wall, 36h
SEAT	WETHEPEOPLE „NOVA“ combo seat, mid padded
SEAT POST	-
SEAT CLAMP	ÉCLAT "PURE" seat clamp, 6061-T6 forged alloy
TIRES	SALT "TRACER" tires, 2.35", front & rear
PEGS	-
WEIGHT	12.00kg / 26.47lbs



FRAME GEOMETRY		BAR GEOMETRY	
A - TOP TUBE LENGTH	20.5"	G - BAR RISE	8.85"
B - CHAIN STAY LENGTH	12.75"	H - BAR WIDTH	29"
C - HEAD TUBE ANGLE	75°	I - BAR BACKSWEEP	11°
D - SEAT TUBE ANGLE	71.5°	J - BAR UPSWEEP	2°
E - BB HEIGHT	11.75"		
F - STANDOVER HEIGHT	8.38"		

CRS 18"
ARTWORK

CRS-18[©]
WETHEPEOPLE
BICYCLE COMPANY
ESTD. 1996
COLOGNE-GER.



WTP-19.XCVI-C



MY → 2022

18" CRS



CRS 18"



P

→ 40


CRS 18"
ARTWORK

WETHEPEOPLE®

EST. XCVI

CRS 18"
ARTWORK

CRS-18[©]
WETHEPEOPLE
BICYCLE COMPANY
ESTD. 1996
COLOGNE-GER.



WTP-19.XCVI-C



MY → 2022

**NEW
COLOR**

—

18" **CRS**



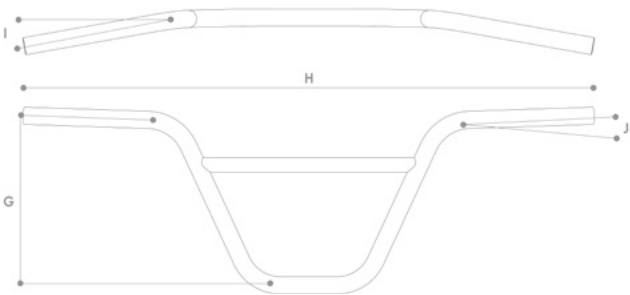
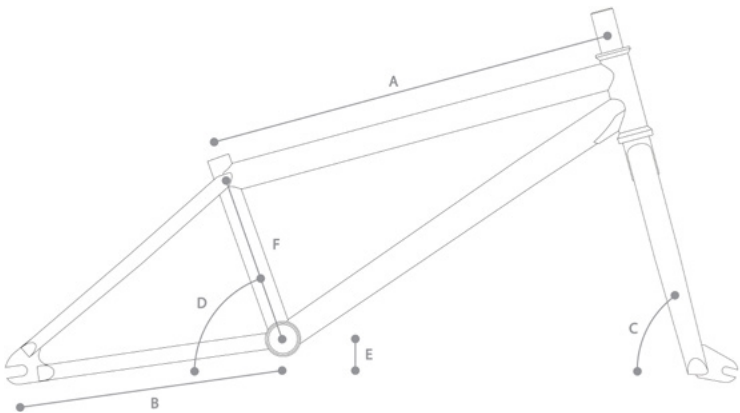
41 ← **P**

CRS 18"

FRAME	WETHEPEOPLE "CRS 18" frame, 4130 crmo down tube, 1020 hi-ten
FORK	SALT "AM 18" fork, 1020 hi-ten, 4130 crmo steerer, 26mm offset
BAR	SALT "CRS 18" bar, 1020 hi-ten
GRIPS	SALT "EX" grips, 138mm, flangless
STEM	SALT "AM" topload stem, 45mm reach
HEADSET	SALT "PRO" int. headset, sealed bearing
GYRO	holes for removable gyro tabs
LEVER	SALT "AM" brake lever, alloy
BRAKES	SALT "AM" u-brake, alloy, rear
CRANKS	SALT "ROOKIE" tubular 3pc crank, crmo, 152mm, 8 spline
BB	SALT "SPANISH" bb, 19mm, press fit, sealed bearing
PEDALS	ÉCLAT "SURGE" pedals, nylon/fiberglass
CHAIN	SALT "AM" chain, Z1 type
SPROCKET	SALT "GATEWAY" sprocket, steel, 25t
DRIVER	1pc cassette driver, 9t, sealed bearing
FRONT HUB	SALT "AM" hub, fully sealed, 3/8"s male axle, 36h
REAR HUB	SALT "AM" cassette hub, fully sealed, 9t, 14mm axle, 36h
HUB GUARDS	-
FRONT RIM	SALT "FRACTION" rim, single wall, 36h
REAR RIM	SALT "FRACTION" rim, single wall, 36h
SEAT	WETHEPEOPLE "CRS 18" pivotal seat
SEAT POST	SALT "AM" pivotal seat post
SEAT CLAMP	ÉCLAT "PURE" seat clamp, 6061-T6 forged alloy
TIRES	SALT "TRACER" tires, 2.2", front & rear
PEGS	-
WEIGHT	10.92kg / 24.08lbs



COLORS ● matt black ● galactic purple ● translucent red



FRAME GEOMETRY		BAR GEOMETRY	
A - TOP TUBE LENGTH	18"	G - BAR RISE	8"
B - CHAIN STAY LENGTH	11.65"	H - BAR WIDTH	26.77"
C - HEAD TUBE ANGLE	75°	I - BAR BACKSWEEP	10°
D - SEAT TUBE ANGLE	71.5°	J - BAR UPSWEEP	3°
E - BB HEIGHT	10.75"		
F - STANDOVER HEIGHT	7.5"		

CRS 18"
ARTWORK

WETHEPEOPLE®

EST. XCVI

—

FS 18"

CRS



CRS FS 18"

NEW
COLOR

CRS 18"
ARTWORK



CRS-18[©]

WETHEPEOPLE
BICYCLE COMPANY
ESTD. 1996
COLOGNE-GER.



WTP-19.XCVI-C



EST. XCVI

P

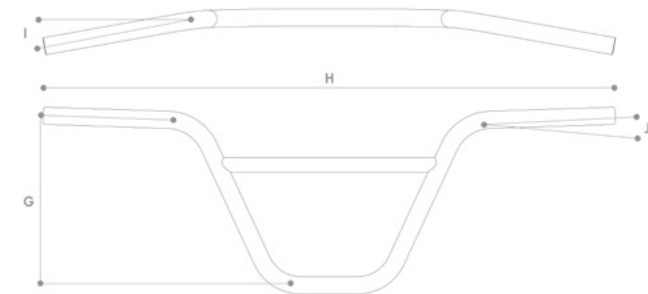
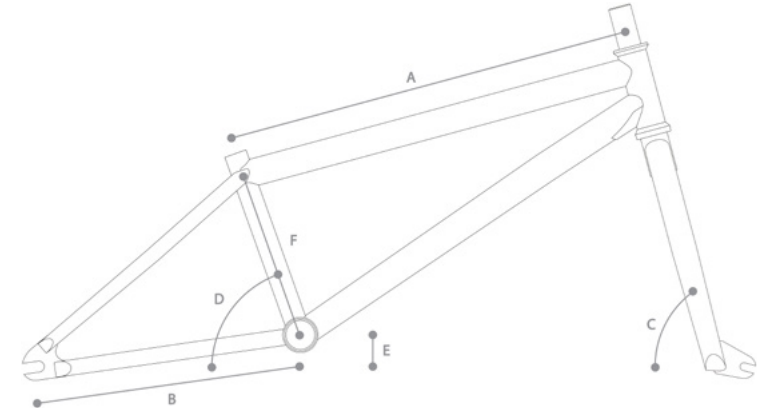
→ 44



18" CRS

COLORS ● metallic soda green ● black

FRAME	WETHEPEOPLE "CRS 18" frame, 4130 crmo down tube, 1020 hi-ten
FORK	SALT "AM 18" fork, 1020 hi-ten, 4130 crmo steerer, 26mm offset
BAR	SALT "CRS 18" bar, 1020 hi-ten
GRIPS	SALT "EX" grips, 138mm, flangless
STEM	SALT "AM" topload stem, 45mm reach
HEADSET	SALT "PRO" int. headset, sealed bearing
GYRO	SALT "AM" rotor
LEVER	SALT "AM" brake lever, alloy
BRAKES	SALT "AM" u-brake, alloy, rear
CRANKS	SALT "ROOKIE" tubular 3pc crank, crmo, 152mm, 8 spline
BB	SALT "SPANISH" bb, 19mm, press fit, sealed bearing
PEDALS	ÉCLAT "SURGE" pedals, nylon/fiberglass
CHAIN	SALT "AM" chain, Z1 type
SPROCKET	SALT "GATEWAY" sprocket, steel, 25t
DRIVER	1pc cassette driver, 9t, sealed bearing
FRONT HUB	SALT "AM" hub, fully sealed, 3/8"s male axle, 36h
REAR HUB	SALT "AM" cassette hub, fully sealed, 9t, 14mm axle, 36h
HUB GUARDS	-
FRONT RIM	SALT "FRACTION" rim, single wall, 36h
REAR RIM	SALT "FRACTION" rim, single wall, 36h
SEAT	WETHEPEOPLE "CRS 18" pivotal seat
SEAT POST	SALT "AM" pivotal seat post
SEAT CLAMP	ÉCLAT "PURE" seat clamp, 6061-T6 forged alloy
TIRES	SALT "TRACER" tires, 2.2", front & rear
PEGS	-
WEIGHT	11.08kg / 24.46lbs



FRAME GEOMETRY

A - TOP TUBE LENGTH	18"
B - CHAIN STAY LENGTH	11.65"
C - HEAD TUBE ANGLE	75°
D - SEAT TUBE ANGLE	71.5°
E - BB HEIGHT	10.75"
F - STANDOVER HEIGHT	7.5"

BAR GEOMETRY

G - BAR RISE	8"
H - BAR WIDTH	26.77"
I - BAR BACKSWEEP	10°
J - BAR UPSWEEP	3°



CRS 20"



P

→ 46

CRS 20"
ARTWORK

WETHEPEOPLE®

EST. XCVI

CRS 20"
ARTWORK

CRS-20[©]
WETHEPEOPLE
BICYCLE COMPANY
ESTD. 1996
COLOGNE—GER.



WTP-19.XCVI-C



MY → 2022

20" CRS



47 ← P

CRS 20"

NEW
COLOR

CRS 20"
ARTWORK



P

→ 48

WETHEPEOPLE®

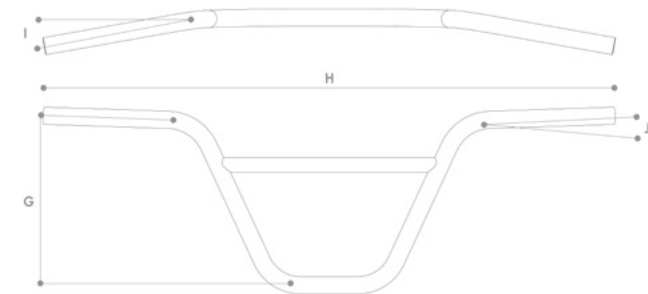
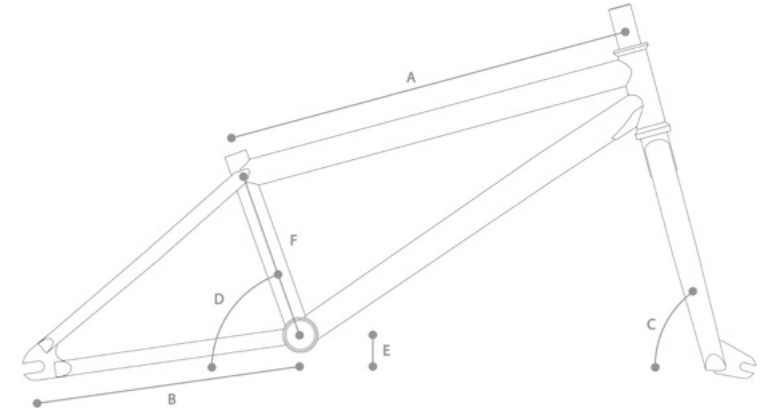
MY → 2022



20" CRS

COLORS ● black ● galactic purple ● translucent red

FRAME	WETHEPEOPLE "CRS 20" frame, 4130 crmo down tube, 1020 hi-ten
FORK	SALT "AM 20" fork, 1020 hi-ten , 4130 crmo steerer, 26mm offset
BAR	SALT "CRS 20" bar, 1020 hi-ten
GRIPS	SALT "EX" grips, 154mm, flangless
STEM	SALT "PRO" topload stem, 50mm reach
HEADSET	SALT "PRO" int. headset, sealed bearing
GYRO	holes for removable gyro tabs
LEVER	SALT "AM" brake lever, alloy
BRAKES	SALTPLUS "GEO XL" u-brake, alloy, rear
CRANKS	SALT "ROOKIE" tubular 3pc crank, crmo, 165mm, 8 spline
BB	SALT "MID" bb, 19mm, press fit, sealed bearing
PEDALS	ÉCLAT "SURGE" pedals, nylon/fiberglass
CHAIN	SALT "AM" chain, Z1 type
SPROCKET	SALT „GATEWAY“ sprocket, steel, 25t
DRIVER	1pc cassette driver, 9t, sealed bearing
FRONT HUB	SALT "AM" hub, fully sealed, 3/8"s male axle, 36h
REAR HUB	SALT "AM" cassette hub, fully sealed, 9t, 14mm axle, 36h
HUB GUARDS	-
FRONT RIM	SALT "FRACTION" rim, single wall, 36h
REAR RIM	SALT "FRACTION" rim, single wall, 36h
SEAT	ÉCLAT "BIOS" pivotal seat, mid padded
SEAT POST	SALT "AM" pivotal seat post
SEAT CLAMP	ÉCLAT "PURE" seat clamp, 6061-T6 forged alloy
TIRES	SALT "TRACER" tires, 2.35", front & rear
PEGS	-
WEIGHT	12.14kg / 26.76lbs



FRAME GEOMETRY

A - TOP TUBE LENGTH	20.25"
B - CHAIN STAY LENGTH	12.75"
C - HEAD TUBE ANGLE	75°
D - SEAT TUBE ANGLE	71.5°
E - BB HEIGHT	11.75"
F - STANDOVER HEIGHT	8.4"

BAR GEOMETRY

G - BAR RISE	8.85"
H - BAR WIDTH	29"
I - BAR BACKSWEEP	11°
J - BAR UPSWEEP	2°



CRS

FC 20"



P

→ 50

CRS FC 20"
ARTWORK

CRS-20[©]
WETHEPEOPLE
BICYCLE COMPANY
ESTD. 1996
COLOGNE-GER.



WTP-19.XCVI-C



MY → 2022

CRS FC 20"
ARTWORK

WETHEPEOPLE®

EST. XCVI

FC 20"

CRS



51 ←

P

CRS FC 20"

NEW
COLOR




P


→ 52

CRS FC 20"
ARTWORK

CRS-20[©]
WETHEPEOPLE
BICYCLE COMPANY
ESTD. 1996
COLOGNE-GER.



WTP-19.XCVI-C



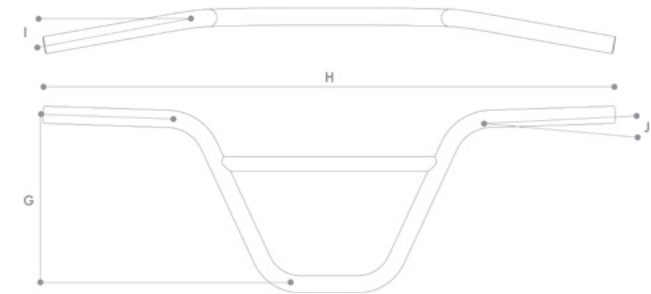
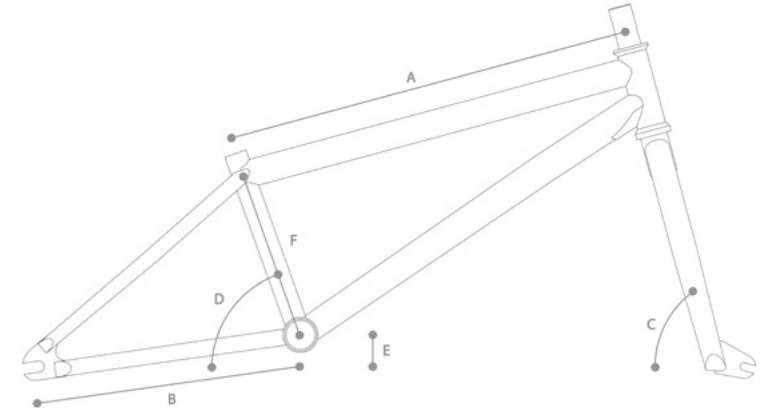
MY → 2022



FC 20" CRS

COLORS ● matt black ● translucent berry blast ● matt translucent blue

FRAME	WETHEPEOPLE "CRS 20" frame, 4130 crmo down tube, 1020 hi-ten
FORK	SALT "AM 20" fork, 1020 hi-ten , 4130 crmo steerer, 26mm offset
BAR	SALT "CRS 20" bar, 1020 hi-ten
GRIPS	SALT "EX" grips, 154mm, flangless
STEM	SALT "PRO" topline stem, 50mm reach
HEADSET	SALT "PRO" int. headset, sealed bearing
GYRO	holes for removable gyro tabs
LEVER	SALT "AM" brake lever, alloy
BRAKES	SALTPLUS "GEO XL" u-brake, alloy, rear
CRANKS	SALT "ROOKIE" tubular 3pc crank, crmo, 165mm, 8 spline
BB	SALT "MID" bb, 19mm, press fit, sealed bearing
PEDALS	ÉCLAT "SURGE" pedals, nylon/fiberglass
CHAIN	SALT "AM" chain, Z1 type
SPROCKET	SALT "GATEWAY" sprocket, steel, 25t
DRIVER	1pc cassette driver, 9t, sealed bearing
FRONT HUB	SALT "AM" hub, fully sealed, 3/8"s male axle, 36h
REAR HUB	SALT "PRO" freecoaster hub, fully sealed, 9t, 14mm axle, 36h
HUB GUARDS	-
FRONT RIM	SALT "FRACTION" rim, single wall, 36h
REAR RIM	SALT "FRACTION" rim, single wall, 36h
SEAT	ÉCLAT "BIOS" pivotal seat, mid padded
SEAT POST	SALT "AM" pivotal seat post
SEAT CLAMP	ÉCLAT "PURE" seat clamp, 6061-T6 forged alloy
TIRES	SALT "TRACER" tires, 2.35", front & rear
PEGS	-
WEIGHT	12.31kg / 27.13lbs



FRAME GEOMETRY

A - TOP TUBE LENGTH	20.25"
B - CHAIN STAY LENGTH	12.75"
C - HEAD TUBE ANGLE	75°
D - SEAT TUBE ANGLE	71.5°
E - BB HEIGHT	11.75"
F - STANDOVER HEIGHT	8.4"

BAR GEOMETRY

G - BAR RISE	8.85"
H - BAR WIDTH	29"
I - BAR BACKSWEEP	11°
J - BAR UPSWEEP	2°



WETHEPEOPLE™ BICYCLE CO.

-

2022

COMPLETE
BIKES

P

→ 54



Tom Weikert
→ Perfect Strangers I



ARCADE 20"
ARTWORK

ARCADE®
WETHEPEOPLE
BICYCLE COMPANY
ESTD. 1996
COLOGNE—GER.



WTP-19.XCVI-C



A



MY → 2022

20" **ARCADE**



55 ← **P**

ARCADE 20"



ARCADE 20"
ARTWORK



P

→ 56

WETHEPEOPLE™

EST. XCVI

ARCADE 20"
ARTWORK

ARCADE®
WETHEPEOPLE
BICYCLE COMPANY
ESTD. 1996
COLOGNE—GER.



WTP-19.XCVI-C



A



MY → 2022

NEW
COLOR

20" ARCADE



PLEASE NOTE:
Final product may vary in appearance.

57 ←

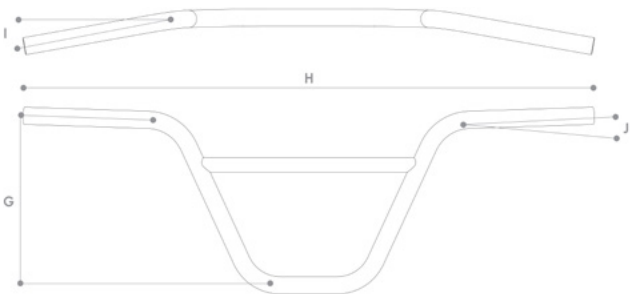
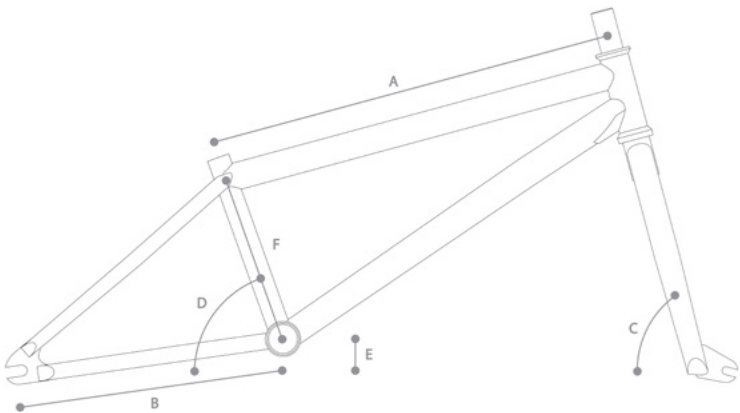
P

ARCADE 20"



COLORS ● matt black ● candy red ● translucent turquoise

FRAME	WETHEPEOPLE "ARCADE" frame, 4130 crmo top & down tube, 1020 hi-ten
FORK	SALT "AM 20" fork, 1020 hi-ten, 4130 crmo steerer, 26mm offset
BAR	SALT "ARCADE" bar, 1020 hi-ten
GRIPS	SALTPLUS "XL" grips, 155mm, flangless
STEM	SALT "COMP" topload stem, 50mm reach
HEADSET	SALT "PRO" int. headset, sealed bearing
GYRO	holes for removable gyro tabs
LEVER	SALT "AM" brake lever, alloy
BRAKES	ÉCLAT "TALON" u-brake, alloy, rear
CRANKS	SALT "AM" tubular 3pc crank, seamless, crmo, 165mm, 8 spline
BB	SALT "MID" bb, 19mm, press fit, sealed bearing
PEDALS	SALTPLUS "STEALTH LB" pedals, nylon/fiberglass
CHAIN	SALT "AM" chain, Z1 type
SPROCKET	SALT "GATEWAY" sprocket, steel, 25t
DRIVER	1pc cassette driver, 9t, sealed bearing
FRONT HUB	SALT "PRO" hub, fully sealed, 3/8"s male axle, 36h
REAR HUB	SALT "PRO" cassette hub, fully sealed, 9t, 14mm axle, 36h
HUB GUARDS	SALT "PRO" hub guards - nylon/fiberglass front (x2), nylon/fiberglass rear (x2)
FRONT RIM	SALT "VALON" rim, single wall, 36h
REAR RIM	SALT "VALON" rim, single wall, 36h
SEAT	ÉCLAT "BIOS" pivotal seat, fat padded
SEAT POST	SALT "AM" pivotal seat post
SEAT CLAMP	ÉCLAT "PURE" seat clamp, 6061-T6 forged alloy
TIRES	SALTPLUS "BURN" tires, 2.35", front & rear
PEGS	-
WEIGHT	12.56kg / 27.77lbs



FRAME GEOMETRY

A - TOP TUBE LENGTH	20.5" 21"
B - CHAIN STAY LENGTH	12.75"
C - HEAD TUBE ANGLE	75°
D - SEAT TUBE ANGLE	71°
E - BB HEIGHT	11.75"
F - STANDOVER HEIGHT	8.75"

BAR GEOMETRY

G - BAR RISE	9" 9.25"
H - BAR WIDTH	29" 29.25"
I - BAR BACKSWEEP	11°
J - BAR UPSWEEP	2.5°

JUSTICE 20"
ARTWORK

WETHEPEOPLE®

EST. XCVI

—

20" JUSTICE



JUSTICE 20"



P

→ 60

JUSTICE 20"
ARTWORK

JUSTICE®

WETHEPEOPLE
BICYCLE COMPANY
ESTD. 1996

COLOGNE—GER.



WTP-19.XCVI-C



WETHE
PEOPLE—1996

MY → 2022

JUSTICE 20"
ARTWORK

JUSTICE®
ETHE E LE
BICYCLE COMPANY
ESTD. 1996
COLOGNE—GER.



WTP-19.XCVI-C



WETHE
PEOPLE—1996

EST. XCVI

NEW
COLOR

—

20" JUSTICE



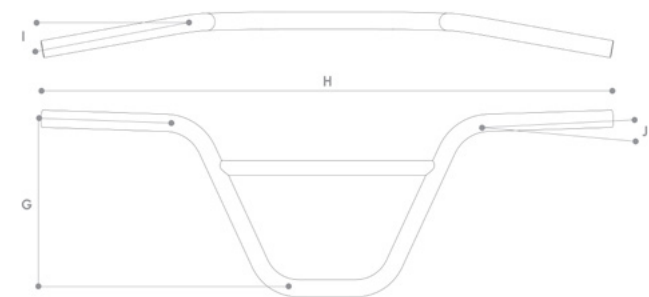
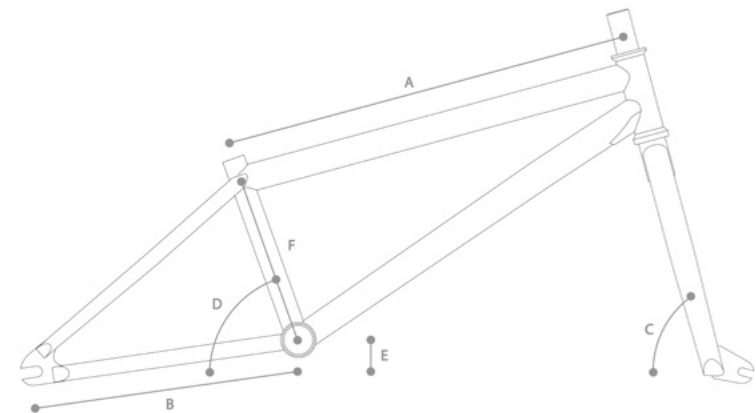
PLEASE NOTE:
Final product may vary in appearance.

JUSTICE 20"

FRAME	WETHEPEOPLE "JUSTICE" frame, 4130 trimoly, tapered SS & CS, with removable brake pivots & guides
FORK	SALTPLUS "JUSTICE" fork, 4130 full crmo , butted crmo steerer, 22mm offset
BARS	SALTPLUS "HQ" bar, full 4130 crmo
GRIPS	WETHEPEOPLE "PERFECT" grips, 165mm, flangeless
STEM	SALT "ZION" topload stem, 50mm reach
HEADSET	SALT "PRO" int. headset, sealed bearing
GYRO	holes for removable gyro tabs
LEVER	SALT "AM" brake lever, alloy
BRAKES	ÉCLAT "TALON" u-brake, alloy, rear
CRANKS	SALT "REVO" square profile 3pc crank, crmo, 165mm, 8 spline
BB	SALT "MID" bb, 19mm, press fit, sealed bearing
PEDALS	WETHEPEOPLE "LOGIC" pedals, nylon/fiberglass
CHAIN	SALT "AM" chain, Z1 type
SPROCKET	WETHEPEOPLE "PARAGON" sprocket & nylon guard, 6061-T6 alloy, 25t
DRIVER	1pc cassette driver, 9t, sealed bearing
FRONT HUB	SALT "PRO" hub, fully sealed, 3/8"s male axle, 36h
REAR HUB	SALT "PRO" cassette hub, fully sealed, 9t, 14mm axle, 36h
HUB GUARDS	SALT "PRO" hub guards - nylon/fiberglass front (x2), nylon/fiberglass rear (x2)
FRONT RIM	SALT "VALON" rim, single wall, 36h
REAR RIM	SALTPLUS "SUMMIT" rim, double wall, 36h
SEAT	ÉCLAT "BIOS" pivotal seat, fat padded
SEAT POST	SALT "AM" pivotal seat post
SEAT CLAMP	integrated seat clamp
TIRES	WETHEPEOPLE "ACTIVATE" tires, 2.35", 60PSI , front & rear
PEGS	-
WEIGHT	11.61kg / 25.73lbs



COLORS ● matt ghost grey ● matt taxi yellow ● matt black / matt raw fade



FRAME GEOMETRY

A - TOP TUBE LENGTH	20.75"
B - CHAIN STAY LENGTH	13.2"
C - HEAD TUBE ANGLE	76°
D - SEAT TUBE ANGLE	71°
E - BB HEIGHT	11.75"
F - STANDOVER HEIGHT	9"

BAR GEOMETRY

G - BAR RISE	9"
H - BAR WIDTH	29.25"
I - BAR BACKSWEEP	11°
J - BAR UPSWEEP	2.5°

REASON 20"
ARTWORK



WETHE
PEOPLE—1996

REASON[©]

WETHEPEOPLE
BICYCLE COMPANY
ESTD. 1996

COLOGNE—GER.

WTP-19.XCVI-C



MY → 2022

20" REASON



REASON^{20"}



REASON 20"
ARTWORK



P

→ 64

WETHEPEOPLE®

EST. XCVI

REASON 20"
ARTWORK




WETHE
PEOPLE—1996

REASON®

WETHEPEOPLE
BICYCLE COMPANY
ESTD. 1996

COLOGNE—GER.

WTP-19.XCVI-C



MY → 2022

NEW
COLOR



20" REASON



PLEASE NOTE:
Final product may vary in appearance.




65 ←

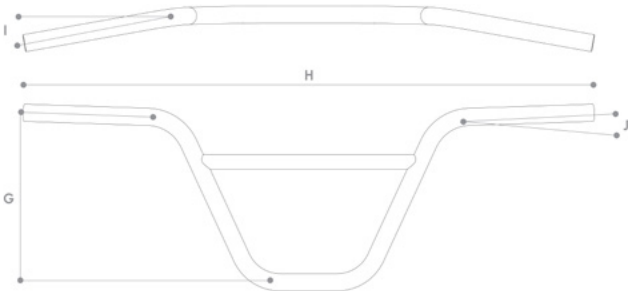
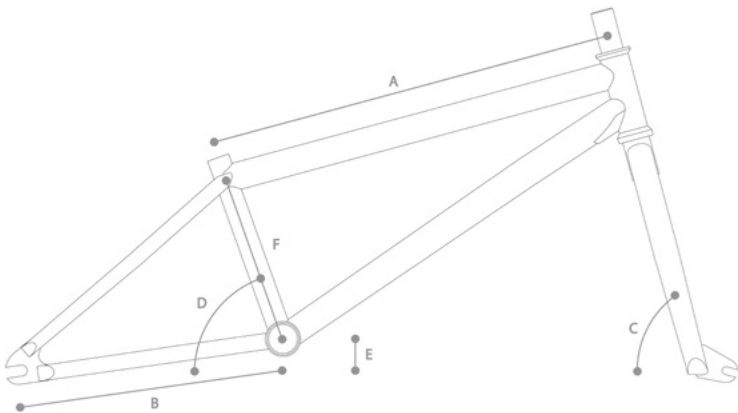
P

REASON 20"

FRAME	WETHEPEOPLE "REASON" frame, 4130 full crmo, tapered SS & CS, with removable brake pivots & guides
FORK	SALTPLUS "REASON" fork, 4130 full crmo, butted crmo steerer, 15mm offset
BAR	WETHEPEOPLE "REASON" bar, 4pc, 4130 full crmo
GRIPS	WETHEPEOPLE "PERFECT" grips, 165mm, flangeless
STEM	SALT "ZION" topload stem, 50mm reach
HEADSET	SALT "PRO" int. headset, sealed bearing
GYRO	holes for removable gyro tabs
LEVER	SALT "AM" brake lever, alloy
BRAKES	ÉCLAT "TALON" u-brake, alloy, rear
CRANKS	SALT "REVO" square profile 3pc crank, crmo, 160mm, 8 spline
BB	SALT "MID" bb, 19mm, press fit, sealed bearing
PEDALS	WETHEPEOPLE "LOGIC" pedals, nylon/fiberglass
CHAIN	SALT "AM" chain, Z1 type
SPROCKET	WETHEPEOPLE "PARAGON" sprocket & nylon guard, 6061-T6 alloy, 25t
DRIVER	1pc freecoaster driver, 9t, sealed bearing
FRONT HUB	SALT "PRO" hub, fully sealed, 3/8"s male axle, 36h
REAR HUB	SALT "PRO" freecoaster hub, fully sealed, 9t, 14mm axle, 36h
HUB GUARDS	SALT "PRO" hub guards - nylon/fiberglass front (x2), nylon/fiberglass rear (x2)
FRONT RIM	SALT "VALON" rim, single wall, 36h
REAR RIM	SALTPLUS "SUMMIT" rim, double wall, 36h
SEAT	ÉCLAT "BIOS" pivotal seat, fat padded
SEAT POST	SALT "AM" pivotal seat post
SEAT CLAMP	integrated seat clamp
TIRES	WETHEPEOPLE "ACTIVATE" tires, 2.35", 60PSI , front & rear
PEGS	SALT "AM" pegs, steel, 4.15" long, x2
WEIGHT	12.33kg / 27.20lbs



COLORS  matt black  matt blue  matt translucent purple



FRAME GEOMETRY

A - TOP TUBE LENGTH	20.75"
B - CHAIN STAY LENGTH	12.75"
C - HEAD TUBE ANGLE	76°
D - SEAT TUBE ANGLE	71°
E - BB HEIGHT	11.75"
F - STANDOVER HEIGHT	9"

BAR GEOMETRY

G - BAR RISE	9"
H - BAR WIDTH	29.5"
I - BAR BACKSWEEP	11°
J - BAR UPSWEEP	3°

CRYSIS 20"
ARTWORK

WETHEPEOPLE®

EST. XCVI



PLEASE NOTE:
Seat comes in new WTP Indigo
Camo design.

20" CRYSIS



CRYSIS 20"




P

→ 68

CRYSIS 20"
ARTWORK



WETHE
PEOPLE—1996




CRYSIS

WETHEPEOPLE
BICYCLE COMPANY
ESTD. 1996
COLOGNE—GER. ©



WTP-19.XCVI-C



MY → 2022

CRYSIS 20"
ARTWORK

WETHEPEOPLE®

EST. XCVI

NEW
COLOR

20" CRYSIS



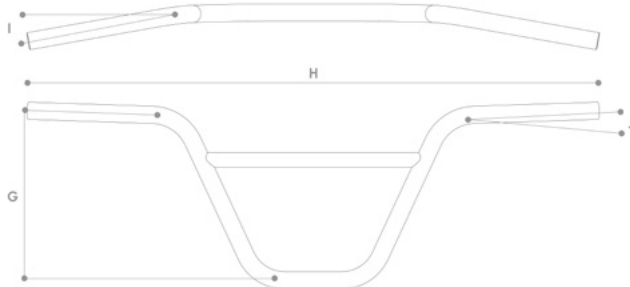
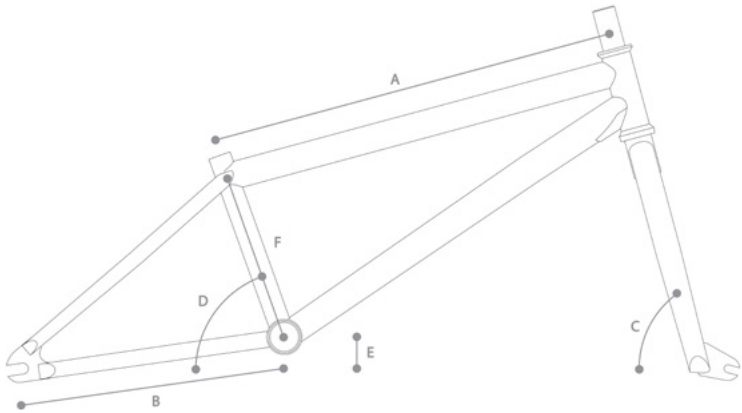
PLEASE NOTE:
Final product may vary in appearance.

CRYSIS 20"



COLORS ● matt black ● midnight green ● metallic champagne

FRAME	WETHEPEOPLE "CRYSIS" frame, 4130 full crmo, tapered SS & CS, with removable brake pivots & guides, 127mm head tube
FORK	SALTPLUS "CRYSIS" fork, 4130 full crmo, 4130 crmo steerer, 26mm offset
BAR	SALTPLUS "CRYSIS" bar, 2pc, 4130 full crmo
GRIPS	WETHEPEOPLE "PERFECT" grips, 165mm, flangeless
STEM	WETHEPEOPLE "LOGIC" frontload stem, full cnc, 48mm reach
HEADSET	SALT "PRO" int. headset, sealed bearing
GYRO	holes for removable gyro tabs
LEVER	SALT "MOTO" brake lever, alloy
BRAKES	ÉCLAT "TALON" u-brake, alloy, rear
CRANKS	SALTPLUS "ULTRA" square profile 3pc „TSS“ crank, crmo, 170mm, 8 spline
BB	SALT "MID" bb, 19mm, press fit, sealed bearing
PEDALS	ÉCLAT "SLASH" pedals, nylon/fiberglass
CHAIN	WETHEPEOPLE "SUPPLY" chain, Z510HX type
SPROCKET	WETHEPEOPLE "LOGIC" sprocket, cnc, 6061-T6 alloy, 25t
DRIVER	1pc cassette driver, 9t, sealed bearing
FRONT HUB	SALTPLUS "PRO" hub, fully sealed, 3/8"s female bolts, 36h
REAR HUB	SALTPLUS "PRO" cassette hub, fully sealed, 9t, 14mm axle, 36h
HUB GUARDS	SALTPLUS "PRO" hub guards - nylon/fiberglass front (x2), nylon/fiberglass rear (x2)
FRONT RIM	SALTPLUS "SUMMIT" rim, double wall, 36h
REAR RIM	SALTPLUS "SUMMIT" rim, double wall, 36h
SEAT	ÉCLAT "BIOS" pivotal seat, fat padded
SEAT POST	SALT "AM" pivotal seat post, 150mm, alloy
SEAT CLAMP	WETHEPEOPLE "LOGIC" seat clamp, 4130 crmo
TIRES	WETHEPEOPLE "OVERBITE" tires, 2.35", front & rear
PEGS	-
WEIGHT	11.94kg / 26.32lbs



FRAME GEOMETRY

A - TOP TUBE LENGTH	20.5" 21"
B - CHAIN STAY LENGTH	13.2"
C - HEAD TUBE ANGLE	75°
D - SEAT TUBE ANGLE	71°
E - BB HEIGHT	11.65"
F - STANDOVER HEIGHT	8.75" 9"


BAR GEOMETRY

G - BAR RISE	9.7"
H - BAR WIDTH	29.5"
I - BAR BACKSWEEP	12°
J - BAR UPSWEEP	2.5°



VERSUS 20"
ARTWORK

VERSUS®
WETHEPEOPLE
BICYCLE COMPANY
ESTD. 1996
COLOGNE—GER.



WTP-19.XCVI-C



WTP



MY → 2022

20" VERSUS



VERSUS^{20"}

NEW
COLOR



CRYSIS 20"
ARTWORK

WETHEPEOPLETM



P

→ 72



PLEASE NOTE:

Final product may vary in appearance.

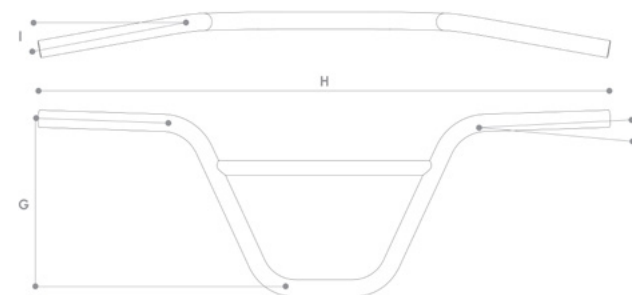
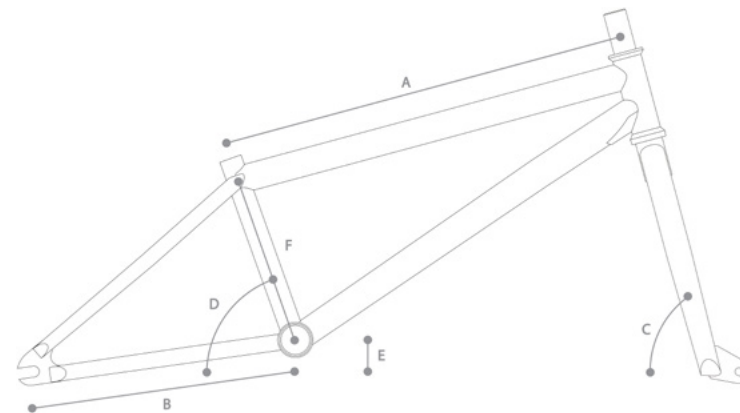
MY → 2022



20" VERSUS

COLORS  hologram silver  translucent red

FRAME	WETHEPEOPLE "VERSUS" frame, 4130 full crmo, tapered SS & CS, with removable brake pivots & guides
FORK	SALTPLUS "VERSUS" fork, 4130 full crmo, butted crmo steerer, 26mm offset
BAR	SALTPLUS "VERSUS" bar, 2pc, 4130 full crmo
GRIPS	WETHEPEOPLE "MANTA" grips, 160mm, flangeless, with ÉCLAT „TECH-BOLT“ barends
STEM	WETHEPEOPLE "INDEX" frontload stem, 50mm reach
HEADSET	SALT "PRO" int. headset, sealed bearing
GYRO	SALTPLUS "GEO" rotor, cnc alloy, with SALT „DUAL“ upper cable
LEVER	SALT "MOTO" brake lever, alloy
BRAKES	ÉCLAT "TALON" u-brake rear, alloy
CRANKS	SALTPLUS "ULTRA" square profile 3pc „TSS“ crank, crmo, 170mm, 8 spline
BB	SALT "MID" bb, 19mm, press fit, sealed bearing
PEDALS	ÉCLAT "CONTRA" pedals, nylon/fiberglass
CHAIN	WETHEPEOPLE "SUPPLY" chain, Z510HX type
SPROCKET	WETHEPEOPLE "LOGIC" sprocket, cnc, 6061-T6 alloy, 25t
DRIVER	1pc cassette driver, 9t, sealed bearing
FRONT HUB	SALTPLUS "PRO" hub, fully sealed, 3/8"s female bolts, 36h
REAR HUB	SALTPLUS "PRO" cassette hub, fully sealed, 9t, 14mm axle, 36h
HUB GUARDS	SALTPLUS "PRO" hub guards - nylon/fiberglass front (x2), nylon/fiberglass rear (x2)
FRONT RIM	SALTPLUS "SUMMIT" rim, double wall, 36h
REAR RIM	SALTPLUS "SUMMIT" rim, double wall, 36h
SEAT	ÉCLAT "UNIFY" combo seat, slim padded
SEAT POST	-
SEAT CLAMP	integrated seat clamp
TIRES	ÉCLAT "MIRAGE" tires, 2.25", front & rear
PEGS	WETHEPEOPLE "MESSAGE" pegs, 6061-T6 alloy, 4.15" long, x2
WEIGHT	12.15kg / 26.74lbs



FRAME GEOMETRY

A - TOP TUBE LENGTH	20.65"
B - CHAIN STAY LENGTH	12.75"
C - HEAD TUBE ANGLE	75.5°
D - SEAT TUBE ANGLE	71°
E - BB HEIGHT	11.55"
F - STANDOVER HEIGHT	7.75"

BAR GEOMETRY

G - BAR RISE	9"
H - BAR WIDTH	29.25"
I - BAR BACKSWEEP	11°
J - BAR UPSWEEP	2.5°



SINUS^{20"}

NEW
MODEL



CRYSIS 20"
ARTWORK



75° HT 2200g



WTPTM
SINUS
WTP BIKE CO.
ESTD. XCVI



P

→ 74

PLEASE NOTE:
Final product may vary in appearance.

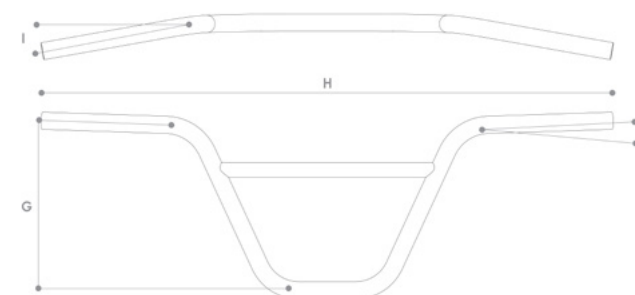
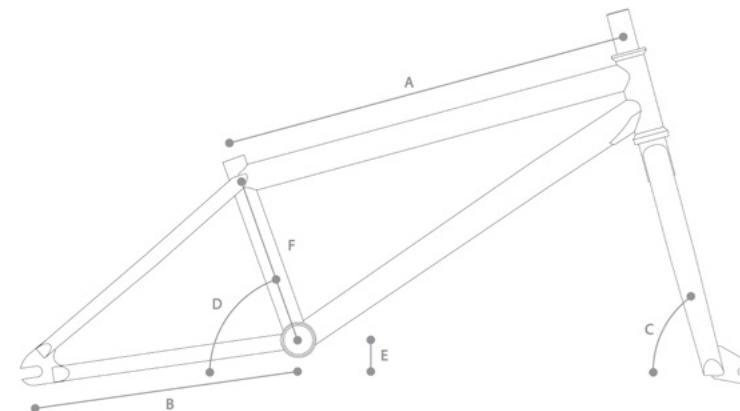
MY → 2022



20" SINUS

COLORS  black

FRAME	WETHEPEOPLE "SINUS" frame, 4130 full crmo, tapered SS & CS, with removable brake pivots & guides
FORK	SALTPLUS "SINUS" fork, 4130 full crmo, 4130 crmo steerer, 0mm offset, with removable brake pivots
BARS	SALTPLUS "SINUS" bar, 2pc, 4130 full crmo, lowered crosstube
GRIPS	SALT "EX" grips, 154mm, flangless
STEM	SALT "JUNIOR" topload stem, 40mm reach
HEADSET	SALT "PRO" int. headset, sealed bearing
GYRO	SALT "AM" rotor
LEVER	SALT "ROOKIE" alloy brake lever, front & rear
BRAKES	SALT "ROOKIE" alloy u-brake, front & rear
CRANKS	SALTPLUS "ULTRA" square profile 3pc "TSS" crank, crmo, 165mm, 8 spline
BB	SALT "SPANISH" bb, 19mm, press fit, sealed bearing
PEDALS	ÉCLAT "SURGE" pedals, nylon/fiberglass
CHAIN	SALT "AM" chain, Z1 type
SPROCKET	SALT "GATEWAY" sprocket, alloy, 25t
DRIVER	1pc cassette driver, 9t, sealed bearing
FRONT HUB	WETHEPEOPLE "SINUS" hub, fully sealed, 3/8"s male axle, 36h
REAR HUB	WETHEPEOPLE "HYBRID" freecoaster hub, fully sealed, converts to cassette, 9t, 14mm axle, 36h
HUB GUARDS	-
FRONT RIM	SALT "BEAM PRO" rim, double wall, 36h
REAR RIM	SALT "BEAM PRO" rim, double wall, 36h
SEAT	WETHEPEOPLE "SINUS" pivotal seat
SEAT POST	SALT "AM" pivotal seat post, alloy, 200mm
SEAT CLAMP	integrated seat clamp
TIRES	ÉCLAT "MUGEN" tires, 1.9", front & rear
PEGS	WETHEPEOPLE "SINUS" pegs, knurled surface, 6061-T6 alloy, 4.35" x 37mm, x4 pegs
WEIGHT	TBA



FRAME GEOMETRY

A - TOP TUBE LENGTH	19"
B - CHAIN STAY LENGTH	12.5"
C - HEAD TUBE ANGLE	75°
D - SEAT TUBE ANGLE	71°
E - BB HEIGHT	12.2"
F - STANDOVER HEIGHT	6.22"

BAR GEOMETRY

G - BAR RISE	8.75"
H - BAR WIDTH	28.25"
I - BAR BACKSWEEP	5°
J - BAR UPSWEEP	3°



TRUST^{CS 20"}



PLEASE NOTE:
Comes with red center stripe on
tire tread.



P

→ 76

TRUST CS 20"
ARTWORK

TRUST®

WETHEPEOPLE
BICYCLE COMPANY
ESTD. 1996
COLOGNE—GER.



WTP-19.XCVI-C



WTP

MY → 2022

TRUST CS 20"
ARTWORK

WETHEPEOPLE™


EST. XCVI

CS 20" **TRUST**

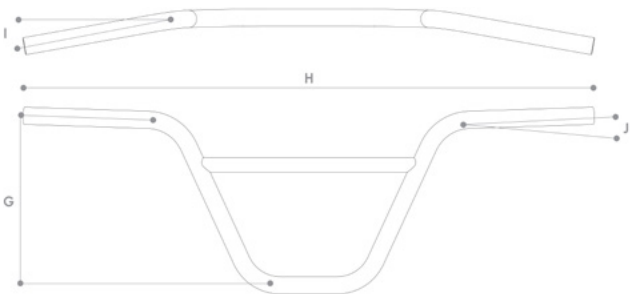
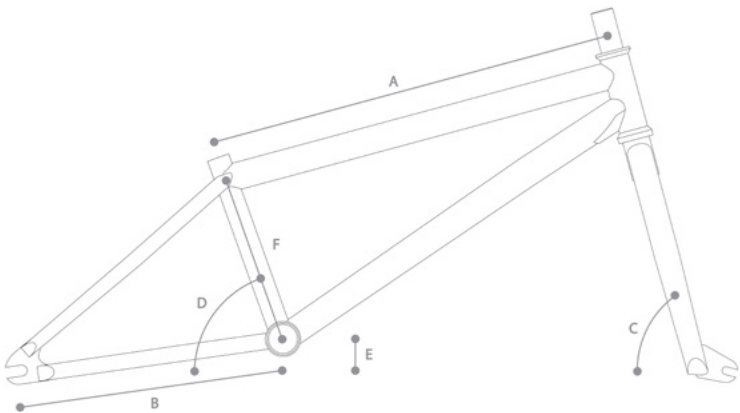


TRUST CS 20"



COLORS  matt black  matt raw

FRAME	WETHEPEOPLE "TRUST" frame, 4130 full crmo, tapered SS & CS, with removable brake pivots & guides, 127mm head tube
FORK	SALTPLUS "TRUST" fork, 4130 full crmo, butted crmo steerer, 26mm offset
BAR	SALTPLUS "TRUST" bar, 4130 full crmo
GRIPS	ÉCLAT "SHOGUN" grips, flangeless, with ÉCLAT „TECH-BOLT“ barends
STEM	WETHEPEOPLE „HYDRA“ topload stem, cnc alloy, 50mm reach, 36mm rise
HEADSET	SALT "PRO" int. headset, sealed bearing
GYRO	holes for removable gyro tabs
LEVER	SALT "MOTO" brake lever, alloy
BRAKES	ÉCLAT "TALON" u-brake, alloy, rear
CRANKS	SALTPLUS "ELITE" tubular 3pc crank, L&R, crmo, 170mm, 48 spline
BB	SALT "MID" bb, 19mm, press fit, sealed bearing
PEDALS	ÉCLAT "CENTRIC" pedals, nylon/fiberglass
CHAIN	WETHEPEOPLE "SUPPLY" chain, Z510HX type
SPROCKET	WETHEPEOPLE "PARAGON" sprocket & nylon guard, 6061-T6 alloy, 25t
DRIVER	1pc cassette driver, 9t, sealed bearing
FRONT HUB	ÉCLAT "CORTEX" hub, fully sealed, 3/8"s female bolts, 36h
REAR HUB	ÉCLAT "CORTEX" cassette hub, fully sealed, 9t drive, 14mm hollow axle, 36h
HUB GUARDS	ÉCLAT hub guards - nylon/fiberglass front (x2), nylon/fiberglass rear (x2)
FRONT RIM	ÉCLAT "TRIPPIN" rim, double wall, 36h
REAR RIM	ÉCLAT "TRIPPIN" rim, double wall, 36h
SEAT	ÉCLAT "BIOS" pivotal seat, fat padded
SEAT POST	SALT "AM" pivotal seat post, 150mm, alloy
SEAT CLAMP	WETHEPEOPLE "LOGIC" seat clamp, 4130 crmo
TIRES	WETHEPEOPLE "ACTIVATE" tires, 2.35", 100PSI , front & rear
PEGS	SALT "AM" nylon pegs, 4.5" long, x2
WEIGHT	12.22kg / 26.95lbs



FRAME GEOMETRY		BAR GEOMETRY	
A - TOP TUBE LENGTH	21"	G - BAR RISE	9.25"
B - CHAIN STAY LENGTH	13.2"	H - BAR WIDTH	29.25"
C - HEAD TUBE ANGLE	75.5°	I - BAR BACKSWEEP	12°
D - SEAT TUBE ANGLE	71°	J - BAR UPSWEEP	2.5°
E - BB HEIGHT	11.7"		
F - STANDOVER HEIGHT	9"		

TRUST FC 20"
ARTWORK

WETHEPEOPLE™

EST. XCVI



PLEASE NOTE:
Comes with red center stripe on
tire tread.

FC 20" **TRUST**



TRUST^{FC 20"}




P

→ 80

TRUST FC 20"
ARTWORK

TRUST[®]

WETHEPEOPLE
BICYCLE COMPANY
ESTD. 1996
COLOGNE-GER.



WTP-19.XCVI-C



WTP

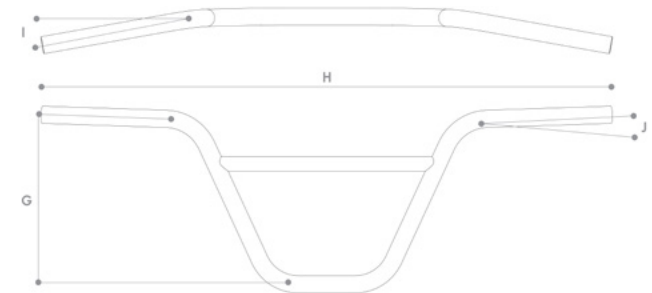
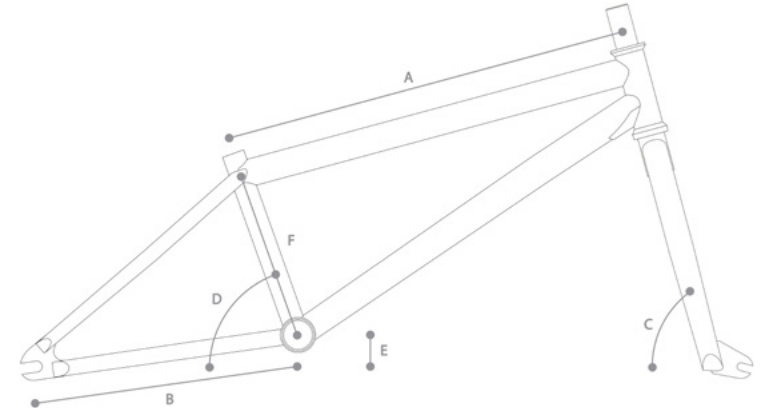
MY → 2022



FC 20" TRUST

COLORS ● matt black ● matt raw

FRAME	WETHEPEOPLE "TRUST" frame, 4130 full crmo, tapered SS & CS, with removable brake pivots & guides, 127mm head tube
FORK	SALTPLUS "TRUST" fork, 4130 full crmo, butted crmo steerer, 15mm offset
BAR	SALTPLUS "TRUST" bar, 4pc, 4130 full crmo, curved crosstube
GRIPS	ÉCLAT "SHOGUN" grips, flangeless, with ÉCLAT "TECH-BOLT" barends
STEM	WETHEPEOPLE "GOOSENECK" topload stem, cnc alloy, 48mm reach, 35mm rise
HEADSET	SALT "PRO" int. headset, sealed bearing
GYRO	holes for removable gyro tabs
LEVER	SALT "MOTO" brake lever, alloy
BRAKES	ÉCLAT "TALON" u-brake, alloy, rear
CRANKS	SALTPLUS "ELITE" tubular 3pc crank, L&R, crmo, 160mm, 48 spline
BB	SALT "MID" bb, 19mm, press fit, sealed bearing
PEDALS	ÉCLAT "CENTRIC" pedals, nylon/fiberglass
CHAIN	WETHEPEOPLE "SUPPLY" chain, Z510HX type
SPROCKET	WETHEPEOPLE "PARAGON" sprocket & nylon guard, 6061-T6 alloy, 25t
DRIVER	1pc freecoaster driver, 9t, sealed bearing
FRONT HUB	WETHEPEOPLE "HELIX" hub, fully sealed, 3/8"s female bolts, 36h
REAR HUB	WETHEPEOPLE "HELIX" freecoaster hub, fully sealed, 9t, 14mm axle, 36h
HUB GUARDS	WETHEPEOPLE "HELIX" hub guards - nylon/fiberglass front (x2), nylon/fiberglass rear (x2)
FRONT RIM	ÉCLAT "TRIPPIN" rim, double wall, 36h
REAR RIM	ÉCLAT "TRIPPIN" rim, double wall, 36h
SEAT	ÉCLAT "BIOS" pivotal seat, fat padded
SEAT POST	SALT "AM" pivotal seat post, 150mm, alloy
SEAT CLAMP	WETHEPEOPLE "LOGIC" seat clamp, 4130 crmo
TIRES	WETHEPEOPLE "ACTIVATE" tires, 2.35", 100PSI , front & rear
PEGS	SALT "AM" pegs, nylon, 4.5" long, x2
WEIGHT	12.58kg / 27.74lbs



FRAME GEOMETRY

A - TOP TUBE LENGTH	20.75"
B - CHAIN STAY LENGTH	12.75"
C - HEAD TUBE ANGLE	75.5°
D - SEAT TUBE ANGLE	71°
E - BB HEIGHT	11.7"
F - STANDOVER HEIGHT	9"

BAR GEOMETRY

G - BAR RISE	9.4"
H - BAR WIDTH	29.6"
I - BAR BACKSWEEP	11°
J - BAR UPSWEEP	3°



BATTLESHIP

RSD 20"



P

→ 82

BATTLESHIP RSD 20"
ARTWORK



MY → 2022

BATTLESHIP LSD 20"
ARTWORK

W E T H E P E O P L E™

EST. XCVI

NEW
COLOR

RSD 20"

BATTLESHIP



PLEASE NOTE:
Final product may vary in appearance.

83 ←

P

BATTLESHIP

LSD 20"



P

→ 84

PLEASE NOTE:

Final product may vary in appearance.

BATTLESHIP LSD 20"
ARTWORK



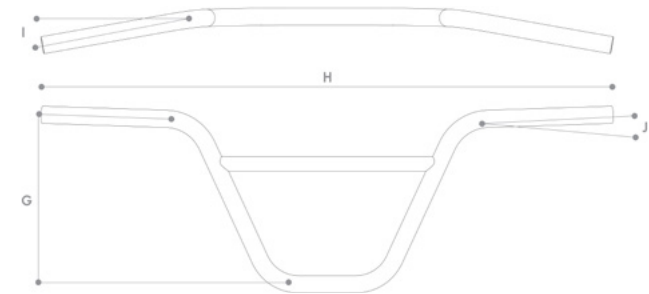
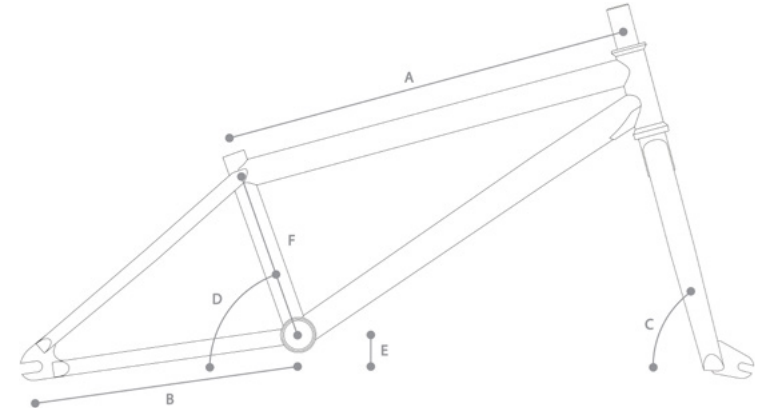
EST. XCVI



COLORS ● abyss blue (RSD) ● black (RSD) ● glossy raw (LSD)

FRAME	WETHEPEOPLE "BATTLESHIP" frame, 4130 full crmo, hydroformed gussets, with removable pivots & guides
FORK	WETHEPEOPLE "BATTLESHIP" fork, post liquid heat-treated butted sanko tubing, 1pc cnc steerer, 15mm offset
BARS	ÉCLAT "STRANGLER" bar, 4pc, post liquid heat-treated 4130 crmo, 25.4mm clamping
GRIPS	ÉCLAT "SHOGUN" grips, flangeless, with ÉCLAT "TECH-BOLT" barends
STEM	ÉCLAT „DOMAIN“ topload stem, cnc alloy, 48mm reach, 25.4mm clamping
HEADSET	ÉCLAT „WAVE 16“ int. headset, sealed bearing
GYRO	-
LEVER	SALT "MOTO" brake lever, alloy
BRAKES	ÉCLAT "TALON" u-brake, alloy, rear
CRANKS	WETHEPEOPLE "LOGIC" tubular 3pc crank, 22mm, crmo, 160mm, 48 spline
BB	WETHEPEOPLE "COMPACT" bb, 22mm, press fit, sealed bearing
PEDALS	ÉCLAT "CENTRIC" pedals, nylon/fiberglass
CHAIN	SALTPLUS "WARLOCK" half-link chain
SPROCKET	ÉCLAT "ELEVATE" sprocket & nylon guard, 6061-T6 alloy, 25t
DRIVER	1pc freecoaster driver, 9t, sealed bearing
FRONT HUB	WETHEPEOPLE "HELIX" hub, fully sealed, 3/8"s female bolts, 36h
REAR HUB	WETHEPEOPLE "HELIX" freecoaster hub, fully sealed, 9t, 14mm axle, 36h
HUB GUARDS	WETHEPEOPLE "HELIX" hub guards - nylon/fiberglass front (x2), nylon/fiberglass rear (x2)
FRONT RIM	ÉCLAT "BONDI" rim, 38mm wide, flash welded, double wall, 36h
REAR RIM	ÉCLAT "BONDI" rim, 38mm wide, flash welded, double wall, 36h
SEAT	ÉCLAT "BIOS" pivotal seat, fat padded
SEAT POST	WETHEPEOPLE "TEAM" pivotal seat post, 200mm, 6061-T6 alloy
SEAT CLAMP	WETHEPEOPLE "LOGIC" seat clamp, 4130 crmo
TIRES	ÉCLAT „DECODER“ tires, 2.40“, 100PSI, front & rear
PEGS	ÉCLAT "VENOM" pegs, nylon/fiberglass, 4.8“ long, x2
WEIGHT	12.67kg / 27.94lbs

BATTLESHIP



FRAME GEOMETRY

A - TOP TUBE LENGTH	20.75"
B - CHAIN STAY LENGTH	13" (12.7"-13.2")
C - HEAD TUBE ANGLE	75.5°
D - SEAT TUBE ANGLE	71°
E - BB HEIGHT	11.7"
F - STANDOVER HEIGHT	9"

BAR GEOMETRY

G - BAR RISE	9.1"
H - BAR WIDTH	29.7"
I - BAR BACKSWEEP	11.5°
J - BAR UPSWEEP	2.5°



REVOLVER^{20"}



P

→ 86

PLEASE NOTE:

Final product may vary in appearance.

REVOLVER 20"
ARTWORK



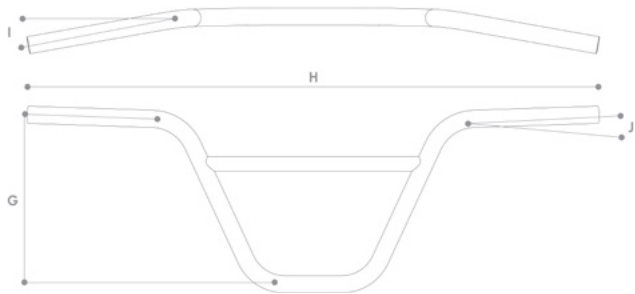
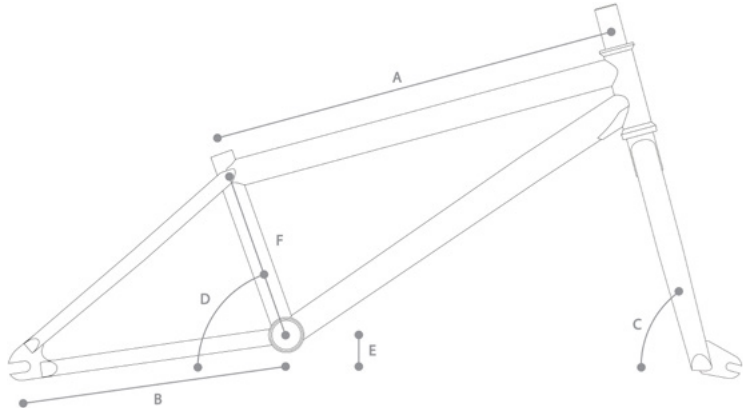
EST. XCVI



COLORS matt skipper green

FRAME	WETHEPEOPLE "REVOLVER" frame, 4130 full sanko, invest cast wishbone & 7.5mm dropouts
FORK	ÉCLAT "STORM" fork, post liquid heat-treated & butted sanko tubing, 30mm offset
BARS	WETHEPEOPLE "REVOLVER" bar, post liquid heat-treated 4130 crmo
GRIPS	ÉCLAT „FILTER“ grips, flangeless, with ÉCLAT „TECH-BOLT“ barends
STEM	ÉCLAT „METRA“ topload stem, cnc alloy, 51mm reach, 30mm rise
HEADSET	ÉCLAT „WAVE 6“ int. headset, sealed bearing
GYRO	holes for removable gyro tabs
LEVER	SALT „MOTO“ brake lever, alloy
BRAKES	ÉCLAT "TALON" alloy u-brake rear
CRANKS	WETHEPEOPLE „LOGIC“ tubular 3pc crank, 22mm, crmo, 175mm, 48 spline
BB	WETHEPEOPLE „COMPACT“ bb, 22mm, press fit, sealed bearing
PEDALS	ÉCLAT „CONTRA“ pedals, nylon/fiberglass
CHAIN	ÉCLAT "DIESEL" chain
SPROCKET	ÉCLAT „ABYSS“ sprocket, cnc, 6061-T6 alloy, 28t
DRIVER	1pc cassette driver, 9t, full bushing, SDS (RSD/LSD switchable)
FRONT HUB	ÉCLAT "PULSE" hub, fully sealed, 3/8"s axle, 36h
REAR HUB	ÉCLAT "PULSE" cassette hub, fully sealed, 9t, 14mm axle, 36h, SDS driver
HUB GUARDS	ÉCLAT „PULSE“ hub guards - 4140 crmo front (1x), 4140 crmo rear (1x)
FRONT RIM	WETHEPEOPLE „LOGIC“ rim, double wall, welded, 36h
REAR RIM	WETHEPEOPLE „LOGIC“ rim, double wall, welded, 36h
SEAT	ÉCLAT „BIOS“ pivotal seat, slim padded
SEAT POST	WETHEPEOPLE „TEAM“ pivotal seat post, 200mm long, 6061-T6 alloy
SEAT CLAMP	WETHEPEOPLE „SUPREME“ seat clamp, cnc alloy
TIRES	WETHEPEOPLE "OVERBITE" tire, 2.35" front & rear
PEGS	ÉCLAT „DURA“ pegs, 4140 heat-treated crmo pegs, 4.6" long, x2
WEIGHT	12.06kg / 26.60lbs

20" REVOLVER



FRAME GEOMETRY

A - TOP TUBE LENGTH	21"
B - CHAIN STAY LENGTH	13.4" (13.25"-13.75")
C - HEAD TUBE ANGLE	74.85°
D - SEAT TUBE ANGLE	71°
E - BB HEIGHT	11.47"
F - STANDOVER HEIGHT	9.1"

BAR GEOMETRY

G - BAR RISE	9.25"
H - BAR WIDTH	29.7"
I - BAR BACKSWEEP	11°
J - BAR UPSWEEP	2.5°



ENVY 20"



P

→ 88

PLEASE NOTE:

Final product may vary in appearance.

ENVY 20"
ARTWORK



E



9
9
9
9
9

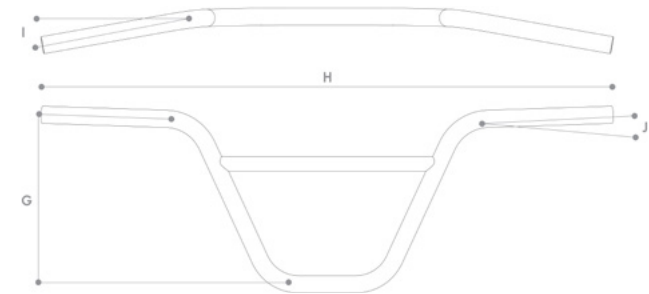
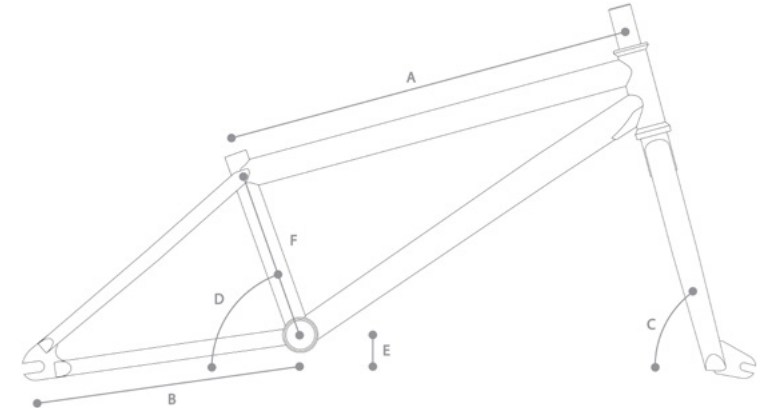
EST. XCVI



20" ENVY

COLORS  black chrome

FRAME	WETHEPEOPLE "ENVY XLT", 4130 full crmo, hydroformed gussets, lasercut 6.0mm dropouts, 120mm head tube
FORK	ÉCLAT "STORM XLT" fork, post liquid heat-treated & butted sanko tubing, 24mm offset
BAR	WETHEPEOPLE "ENVY XLT" bar, 4130 full butted sanko, post liquid heat-treated, 25.4mm clamping
GRIPS	ÉCLAT „SHOGUN“ grips, flangeless, with ÉCLAT „TECH-BOLT“ barends
STEM	ÉCLAT „DUNE“ topload stem, cnc alloy, 50mm reach, 25.4mm clamping
HEADSET	WETHEPEOPLE "COMPACT" int. headset, sealed bearing
GYRO	holes for removable gyro tabs
LEVER	ÉCLAT „SNIPER“ hinged brake lever, alloy, two finger version
BRAKES	ÉCLAT „TALON“ u-brake rear, alloy, with SALTPLUS „PROPELLER“ clear brakepads
CRANKS	ÉCLAT „TIBIA“ tubular 2.5pc crank, 22mm, crmo, 170mm, 48 spline
BB	ÉCLAT „CNC“ bb, 22mm, press fit, sealed bearing
PEDALS	ÉCLAT „CONTRA“ pedals, nylon/fiberglass
CHAIN	WETHEPEOPLE "DEMAND" chain, K1 type
SPROCKET	ÉCLAT „ABYSS“ sprocket, cnc, 6061-T6 alloy, 25t
DRIVER	1pc cassette driver, 9t, sealed bearing, TCS System
FRONT HUB	ÉCLAT „SEISMIC“ hub, fully sealed, 3/8“s female bolts, 36h
REAR HUB	ÉCLAT „SEISMIC“ cassette hub, fully sealed, 9t, 14mm axle, 36h, TCS driver (available in RSD or LSD)
HUB GUARDS	ÉCLAT hub guards - nylon/fiberglass front (x2), nylon/fiberglass rear (x2)
FRONT RIM	ÉCLAT „E440“ rim, double wall, welded, 36h
REAR RIM	ÉCLAT „E440“ rim, double wall, welded, 36h
SEAT	ÉCLAT „BIOS“ pivotal seat, fat padded
SEAT POST	ÉCLAT "TORCH" 230mm alloy pivotal seat post
SEAT CLAMP	integrated seat clamp
TIRES	ÉCLAT „MIRAGE“ tires - 2.45“ front & rear
PEGS	-
WEIGHT	11.06kg / 24.38lbs



FRAME GEOMETRY

A - TOP TUBE LENGTH	20.5" 21"
B - CHAIN STAY LENGTH	13.1" (12.95"-13.35")
C - HEAD TUBE ANGLE	75.5°
D - SEAT TUBE ANGLE	71°
E - BB HEIGHT	11.7"
F - STANDOVER HEIGHT	8.75"

BAR GEOMETRY

G - BAR RISE	9.4"
H - BAR WIDTH	29.8"
I - BAR BACKSWEEP	10.5°
J - BAR UPSWEEP	2°



ENVY CARBONIC 20"

NEW
MODEL

ENVY CARBONIC 20"
ARTWORK



P

→ 90

PLEASE NOTE:

Final product may vary in appearance.

WETHEPEOPLE™

EST. XCVI

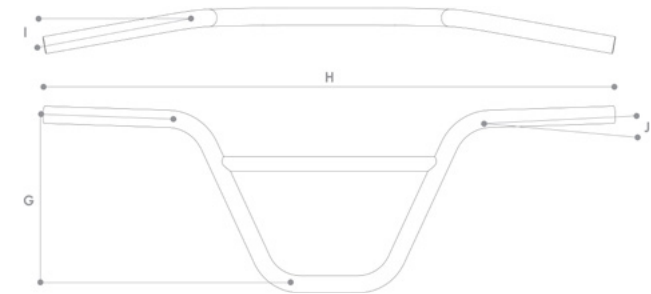
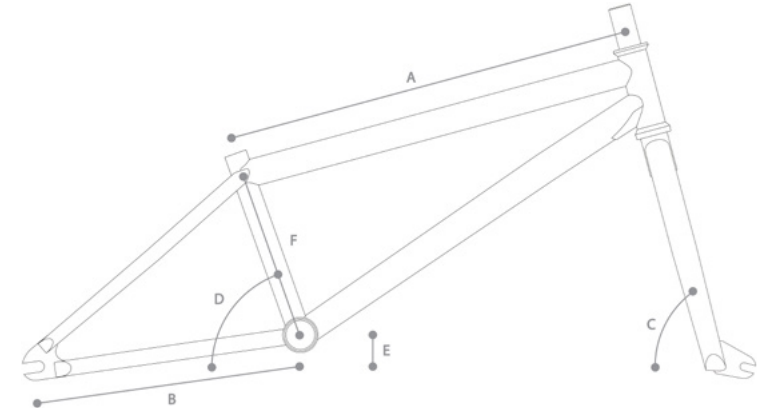


20"

ENVY CARBONIC

COLORS  matt black

FRAME	WETHEPEOPLE "ENVY XLT", 4130 full crmo, hydroformed gussets, lasercut 6.0mm dropouts, 120mm head tube
FORK	ÉCLAT "STORM XLT" fork, post liquid heat-treated & butted sanko tubing, 24mm offset
BAR	WETHEPEOPLE "ENVY XLT" bar, 4130 full butted sanko, post liquid heat-treated, 25.4mm clamping
GRIPS	ÉCLAT „SHOGUN“ grips, flangeless, with ÉCLAT „TECH-BOLT“ barends
STEM	ÉCLAT „DUNE“ topload stem, cnc alloy, 50mm reach, 25.4mm clamping
HEADSET	WETHEPEOPLE "COMPACT" int. headset, sealed bearing
GYRO	holes for removable gyro tabs
LEVER	ÉCLAT „SNIPER“ hinged brake lever, alloy, two finger version
BRAKES	ÉCLAT „TALON“ u-brake rear, alloy, with SALTPLUS „PROPELLER“ clear brakepads
CRANKS	ÉCLAT „TIBIA“ tubular 2.5pc crank, 22mm, crmo, 170mm, 48 spline
BB	ÉCLAT „CNC“ bb, 22mm, press fit, sealed bearing
PEDALS	ÉCLAT „CONTRA“ pedals, nylon/fiberglass
CHAIN	WETHEPEOPLE "DEMAND" chain, K1 type
SPROCKET	ÉCLAT „ABYSS“ sprocket, cnc, 6061-T6 alloy, 25t
DRIVER	1pc cassette driver, 9t, sealed bearing, TCS System
FRONT HUB	ÉCLAT „SEISMIC“ hub, fully sealed, 3/8“s female bolts, 36h
REAR HUB	ÉCLAT „SEISMIC“ cassette hub, fully sealed, 9t, 14mm axle, 36h, TCS driver (available in RSD or LSD)
HUB GUARDS	ÉCLAT hub guards - nylon/fiberglass front (x2), nylon/fiberglass rear (x2)
FRONT RIM	ÉCLAT "CARBONIC" rim, Toryaca Carbon Fiber, 36h
REAR RIM	ÉCLAT "CARBONIC" rim, Toryaca Carbon Fiber, 36h
SEAT	ÉCLAT „BIOS“ pivotal seat, fat padded
SEAT POST	ÉCLAT "TORCH" pivotal seat post , 230mm, alloy
SEAT CLAMP	integrated seat clamp
TIRES	ÉCLAT „MIRAGE“ tires - 2.45“ front & rear
PEGS	-
WEIGHT	11.06kg / 24.38lbs



FRAME GEOMETRY

A - TOP TUBE LENGTH	20.5" 21"
B - CHAIN STAY LENGTH	13.1" (12.95"-13.35")
C - HEAD TUBE ANGLE	75.5°
D - SEAT TUBE ANGLE	71°
E - BB HEIGHT	11.7"
F - STANDOVER HEIGHT	8.75"

BAR GEOMETRY

G - BAR RISE	9.4"
H - BAR WIDTH	29.8"
I - BAR BACKSWEEP	10.5°
J - BAR UPSWEEP	2°



AUDIO^{22"}



P

→ 92


PLEASE NOTE:

Final product may vary in appearance.

AUDIO 22"
ARTWORK



A



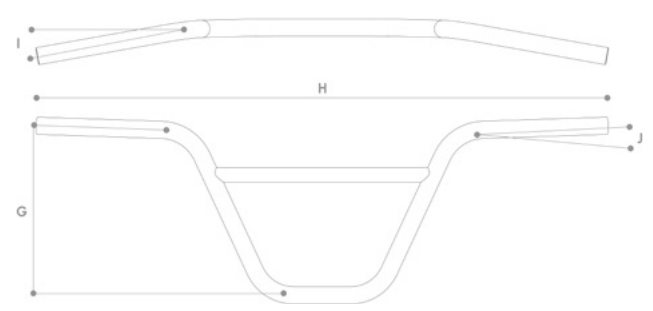
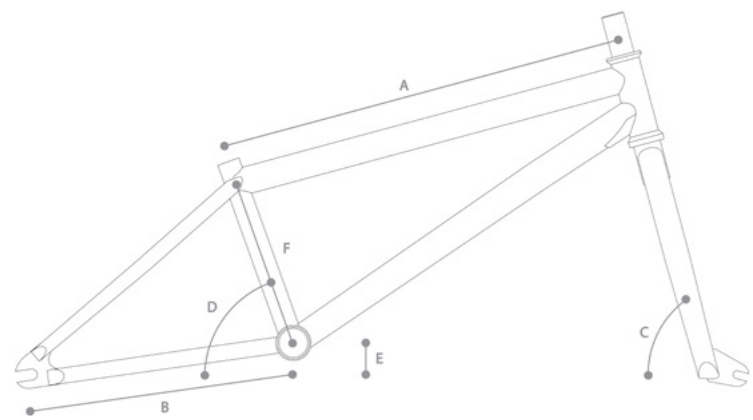
EST. XCVI



COLORS matt aqua red

22" AUDIO

FRAME	WETHEPEOPLE "AUDIO" frame, 4130 full sanko, tapered CS & SS, removable brake pivots & guides
FORK	WETHEPEOPLE "AUDIO" fork, butted crmo tubing, 32mm offset
BAR	WETHEPEOPLE "AUDIO" bar, 4130 full crmo
GRIPS	SALT „EX“ grips, 154mm, flangless
STEM	WETHEPEOPLE „LOGIC“ topload stem, cnc alloy, 50mm reach
HEADSET	SALT "PRO" int. headset, sealed bearing
GYRO	holes for removable gyro tabs
LEVER	SALT „MOTO“ brake lever, alloy
BRAKES	ÉCLAT "TALON" u-brake, alloy, rear
CRANKS	SALTPLUS „PRO48“ tubular 3pc crank, crmo, 175mm, 48 spline
BB	SALT „MID“ bb, 19mm, press fit, sealed bearing
PEDALS	ÉCLAT „SLASH“ pedals, nylon/fiberglass
CHAIN	WETHEPEOPLE "SUPPLY" chain, Z510HX type
SPROCKET	WETHEPEOPLE „LOGIC“ sprocket, cnc, 6061-T6 alloy, 25t
DRIVER	1pc cassette driver, 9t, sealed bearing
FRONT HUB	SALT „EX“ hub, fully sealed, 3/8“s male axle, 36h
REAR HUB	SALT „EX“ cassette hub, fully sealed, 9t, hollow 14mm axle, 36h
HUB GUARDS	-
FRONT RIM	WETHEPEOPLE „LOGIC“ rim, double wall, sleeved, 36h
REAR RIM	WETHEPEOPLE „LOGIC“ rim, double wall, sleeved, 36h
SEAT	ÉCLAT „BIOS“ pivotal seat, mid padded
SEAT POST	SALT „AM“ pivotal seat post, 150mm, alloy
SEAT CLAMP	integrated seat clamp
TIRES	WETHEPEOPLE „OVERBITE“ 22“ tires, 2.3“, front & rear
PEGS	-
WEIGHT	12.03kg / 26.53lbs



FRAME GEOMETRY

A - TOP TUBE LENGTH	21.9"
B - CHAIN STAY LENGTH	14.2"
C - HEAD TUBE ANGLE	74.5°
D - SEAT TUBE ANGLE	71°
E - BB HEIGHT	12.4"
F - STANDOVER HEIGHT	9.15"

BAR GEOMETRY

G - BAR RISE	9"
H - BAR WIDTH	29.4"
I - BAR BACKSWEEP	11°
J - BAR UPSWEEP	2.5°



ATLAS^{24"}



P

→ 94

PLEASE NOTE:

Final product may vary in appearance.

ATLAS 24"
ARTWORK



WETHEPEOPLE



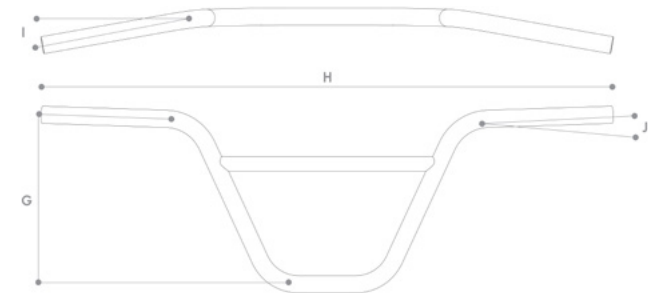
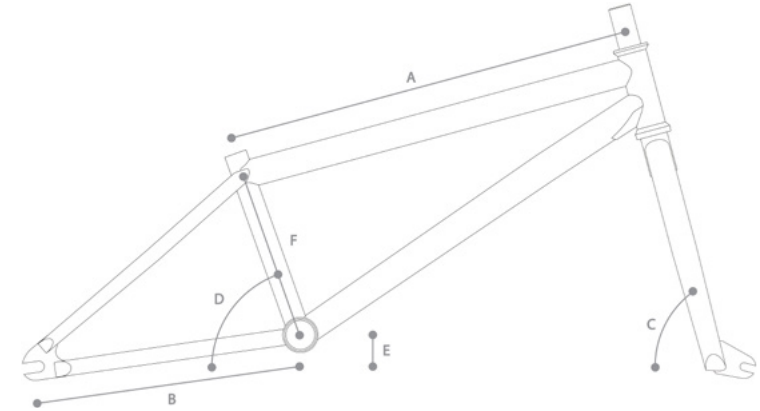
EST. XCVI



24" ATLAS

COLORS  white

FRAME	WETHEPEOPLE "ATLAS" frame, 4130 full crmo race inspired frame, tapered CS & SS
FORK	WETHEPEOPLE "ATLAS" fork, butted crmo tubing, cnc steerer
BAR	WETHEPEOPLE "ATLAS" bar, 4130 full crmo
GRIPS	SALT „EX“ grips, 155mm, with flange
STEM	WETHEPEOPLE „PATROL“ topload stem, cnc alloy, 28mm rise, 53mm reach
HEADSET	SALT "PRO" int. headset, sealed bearing
GYRO	-
LEVER	SALT „ATLAS“ v-brake lever, alloy
BRAKES	SALT „ATLAS“ v-brake, alloy
CRANKS	SALTPLUS „PRO48“ tubular 3pc crank, crmo, 175mm, 48 spline
BB	SALTPLUS „EURO“ bb, 19mm, euro threaded, sealed bearing
PEDALS	ÉCLAT „CONTRA“ pedals, nylon/fiberglass
CHAIN	WETHEPEOPLE "SUPPLY" chain, Z510HX type
SPROCKET	WETHEPEOPLE „PATROL“ sprocket, cnc, 6061-T6 alloy, 33t
DRIVER	cassette driver, 14t cog, sealed bearing
FRONT HUB	SALTPLUS "PRO" hub, fully sealed, M6 female bolts, 36h
REAR HUB	SALTPLUS "PRO" cassette hub, fully sealed, M6 female bolts, 36h
HUB GUARDS	-
FRONT RIM	SALTPLUS „DB32“ aero rim, double wall, 36h
REAR RIM	SALTPLUS „DB32“ aero rim, double wall, 36h
SEAT	ÉCLAT „BIOS“ pivotal seat, slim padded
SEAT POST	SALT „AM“ pivotal seat post, 27.2mm, alloy
SEAT CLAMP	SALT „PRO“ seat clamp, alloy
TIRES	TIOGA „POWER BLOCK“ tires, 1.75“, front & rear
PEGS	-
WEIGHT	11.11kg / 24.51lbs



FRAME GEOMETRY

A - TOP TUBE LENGTH	21.75"
B - CHAIN STAY LENGTH	15"
C - HEAD TUBE ANGLE	74°
D - SEAT TUBE ANGLE	72.25°
E - BB HEIGHT	12.25"
F - STANDOVER HEIGHT	9.5"

BAR GEOMETRY

G - BAR RISE	7.1"
H - BAR WIDTH	28"
I - BAR BACKSWEEP	12°
J - BAR UPSWEEP	3°



AVENGER^{27.5"}




P → 96

PLEASE NOTE:
Final product may vary in appearance.

AVENGER 27.5"
ARTWORK



WETHE
PEOPLE
BIKE.CO
CGN
ESTD 96



W

EST. XCVI

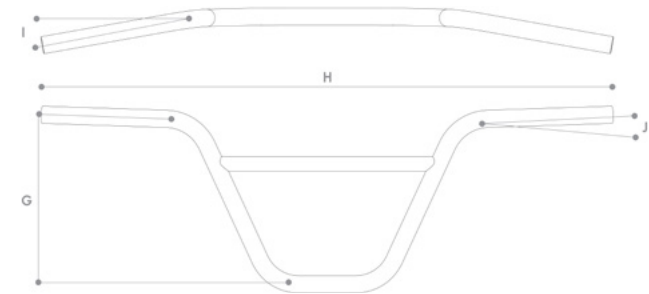
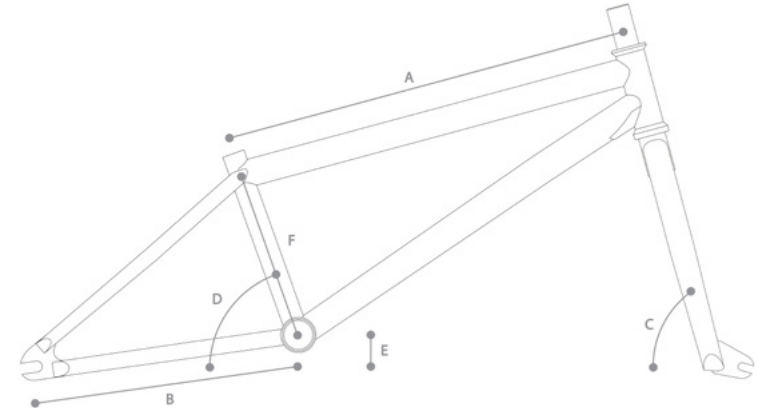


27.5"

AVENGER

COLORS matt phosphate

FRAME	WETHEPEOPLE "AVENGER" frame, 4130 full crmo
FORK	WETHEPEOPLE „AVENGER“ fork, 4130 full crmo, 33mm offset
BAR	WETHEPEOPLE "AVENGER" bar, 4130 full crmo
GRIPS	SALT "CLAMP ON" grips, 145mm, flangeless
STEM	WETHEPEOPLE „AVENGER“ topload stem, cnc, 1-1/8", 49mm reach
HEADSET	FSA "ORBIT UF-NO.2N" headset
GYRO	-
LEVER	SHIMANO "BL-MT200", disc brake lever
BRAKES	SHIMANO "BL-MT200", hydraulic disc brake with 160 mm rotors
CRANKS	SALT „AVENGER“ tubular 3pc „TSS“ crank, crmo, 175mm, 8 spline
BB	SALTPLUS „BSA“ (68mm) bb, 19mm, external, sealed bearing
PEDALS	WETHEPEOPLE „LOGIC“ pedals, nylon/fiberglass
CHAIN	WETHEPEOPLE "SUPPLY" chain, Z510HX type
SPROCKET	WETHEPEOPLE „PATROL“ sprocket, cnc, 6061-T6 alloy, 42t
DRIVER	cassette driver, 18t cog, sealed bearing
FRONT HUB	WETHEPEOPLE "AVENGER" disc front hub, fully sealed, M6 female bolts, 36h
REAR HUB	WETHEPEOPLE "AVENGER" disc cassette hub, fully sealed, 3/8" female bolts, 36h
HUB GUARDS	-
FRONT RIM	WETHEPEOPLE „AVENGER-DB-32“ rim, double wall, 27.5", 36h
REAR RIM	WETHEPEOPLE „AVENGER-DB-32“ rim, double wall, 27.5", 36h
SEAT	WETHEPEOPLE "AVENGER" railed seat
SEAT POST	WETHEPEOPLE „AVENGER“ seat post, 27.2mm, alloy
SEAT CLAMP	WETHEPEOPLE „AVENGER“ seat clamp, 29.8mm, forged alloy
TIRES	WTB „RANGER“ tires, 27.5"x 2.25", front & rear
PEGS	-
WEIGHT	14.80kg / 32.63lbs



FRAME GEOMETRY

A - TOP TUBE LENGTH	24.5"
B - CHAIN STAY LENGTH	18.75"
C - HEAD TUBE ANGLE	70°
D - SEAT TUBE ANGLE	68°
E - BB HEIGHT	bb drop 63mm
F - STANDOVER HEIGHT	-

BAR GEOMETRY

G - BAR RISE	4.3"
H - BAR WIDTH	31.1"
I - BAR BACKSWEEP	14°
J - BAR UPSWEEP	4°

SWAMP MASTER 20"

NEW
MODEL



SWAMP MASTER 20"
ARTWORK



41 | 30 CR
MO FHC
WTP™

SWAMP MASTER
WETHEPEOPLE



P

→ 98

PLEASE NOTE:
Final product may vary in appearance.

EST. XCVI

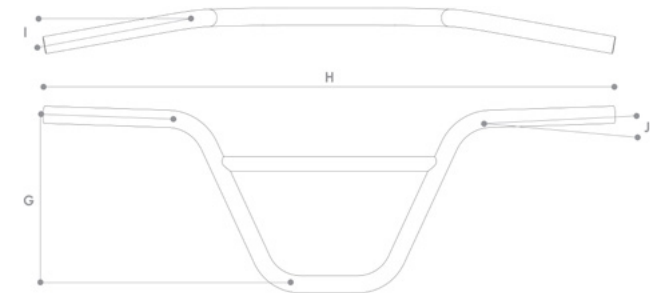
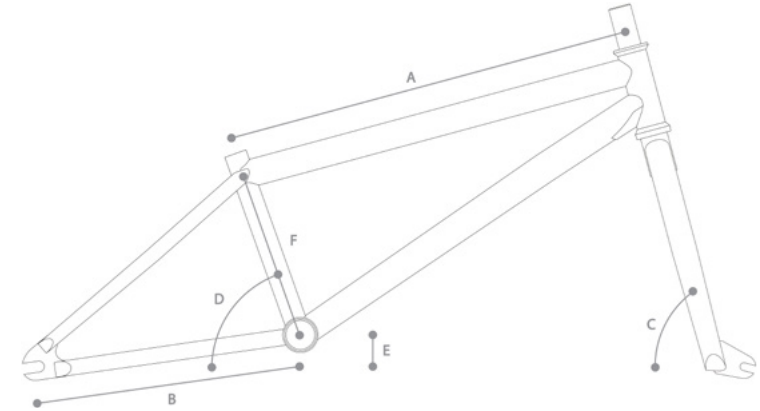


20"

SWAMP MASTER

COLORS  matt black

FRAME	WETHEPEOPLE "SWAMP MASTER" frame, 4130 full crmo, Rockshox Monarch RL shock - 152x31
FORK	MANITOU "MACHETE J-UNIT EXPERT" fork, adult tuning , 100mm travel
BAR	WETHEPEOPLE "SWAMP MASTER" bar, post liquid heat-treated 4130 crmo
GRIPS	SALT "EX" grips, 154mm, flangless
STEM	ÉCLAT "METRA" topload stem, cnc alloy, 51mm reach, 30mm rise
HEADSET	WETHEPEOPLE "COMPACT" tapered int. headset, sealed bearing
GYRO	-
LEVER	BENGAL "ARES 3" disc brake levers
BRAKES	BENGAL "ARES 3" hydraulic disc brakes, 140 mm rotors
CRANKS	WETHEPEOPLE "LOGIC" tubular 3pc crank, 22mm, crmo, 175mm, 48 spline
BB	WETHEPEOPLE "COMPACT" bb, 22mm, press fit, sealed bearing
PEDALS	WETHEPEOPLE "LOGIC" pedals, nylon/fiberglass
CHAIN	ÉCLAT "DIESEL" chain
SPROCKET	WETHEPEOPLE "PATROL" sprocket, cnc, 6061-T6 alloy, 28t
DRIVER	1pc cassette driver, 9t, sealed bearing
FRONT HUB	ÉCLAT "EXILE" disc front hub, BOOST 120mm, fully sealed, 15mm thru axle, 36h
REAR HUB	ÉCLAT "EXILE" disc cassette hub, fully sealed, 3/8" female bolts, 36h
HUB GUARDS	-
FRONT RIM	ÉCLAT "BONDI" rim, 38mm wide, flash welded, double wall, 36h
REAR RIM	ÉCLAT "BONDI" rim, 38mm wide, flash welded, double wall, 36h
SEAT	ÉCLAT "BIOS" pivotal seat, slim padded
SEAT POST	WETHEPEOPLE "TEAM" pivotal seat post, 200mm long, 6061-T6 alloy
SEAT CLAMP	integrated seat clamp
TIRES	KENDA "KAOS" tires, 20"x 2.6", front & rear
PEGS	-
WEIGHT	TBA



FRAME GEOMETRY

A - TOP TUBE LENGTH	21.5"
B - CHAIN STAY LENGTH	14.1" - 14.8"
C - HEAD TUBE ANGLE	71°
D - SEAT TUBE ANGLE	70°
E - BB HEIGHT	12.15"
F - STANDOVER HEIGHT	9.5"

BAR GEOMETRY

G - BAR RISE	8.5"
H - BAR WIDTH	29.15"
I - BAR BACKSWEEP	11°
J - BAR UPSWEEP	2.5°

20



WETHEPEOPLE
PRO TEAM

- Jordan Godwin
- Dillon Lloyd
- Dan Kruk
- Felix Prangenberg



WTP



22